

R610

Indoor 802.11ac 2 3X3:3 Wi-Fi Access Point



DATA SHEET



BENEFITS

STUNNING WI-FI PERFORMANCE

Mitigate interference and extend coverage with patented BeamFlex+™ adaptive antenna technology utilizing 512 directional antenna patterns.

SERVE MORE DEVICES

Connect more devices simultaneously with three MU-MIMO spatial streams and concurrent dual-band 2.4/5GHz radios while enhancing non-Wave 2 device performance.

AUTOMATE OPTIMAL THROUGHPUT

ChannelFly dynamic channel technology uses machine learning to automatically find the least congested channels. You always get the highest throughput the band can support.

MULTIPLE MANAGEMENT OPTIONS

Manage the R610 from the cloud, with on-premises physical/virtual appliances, or without a controller.

BETTER MESH NETWORKING

Reduce expensive cabling, and complex mesh configurations by checking a box with SmartMesh wireless meshing technology to dynamically create self-forming, self-healing mesh networks.

EXPANDED BACKHAUL

Pair two onboard 1GbE ports with link aggregation (LACP) to maximize throughput between the AP and wired switch.

MORE THAN WI-FI

Support services beyond Wi-Fi with [Ruckus IoT Suite](#), [Cloudpath](#) security and onboarding software, [SPoT](#) Wi-Fi locationing engine, and [SCI](#) network analytics.

Busy indoor locations like classrooms, retail venues, and branch offices can be among the most challenging Wi-Fi environments. Dozens of users share the same crowded spectra and they all expect fast, reliable connectivity to their content and applications.

The Ruckus R610 delivers the ideal combination of performance, affordability, and 802.11ac features for medium-density locations. It provides fast data rates (up to 1900Mbps) and Ruckus density-handling intelligence to support dozens of users with guaranteed throughput, at a cost you can afford.

The R610 is a perfect fit for environments like K-12 classrooms, university lecture halls, libraries, retail locations, and branch offices. It can easily support online digital learning deployments with 30+ students per classroom, or university lecture halls serving concurrent HD video streams to dozens of student devices.


The R610 802.11ac Wi-Fi AP incorporates patented technologies found only in the Ruckus Wi-Fi portfolio.

- Extended coverage with patented BeamFlex+ utilizing multi-directional antenna patterns.
- Improve throughput with ChannelFly, which dynamically finds less congested Wi-Fi channels to use.

With three streams of MultiUser MIMO (MU-MIMO) connectivity, the R610 can simultaneously transmit to multiple client devices, improving RF efficiency and overall throughput, for all users—even those with non-Wave 2 clients. The R610 also features a USB port for hosting IOT devices and dual Gigabit Ethernet ports that support of Link Aggregation for higher throughput to the switch.

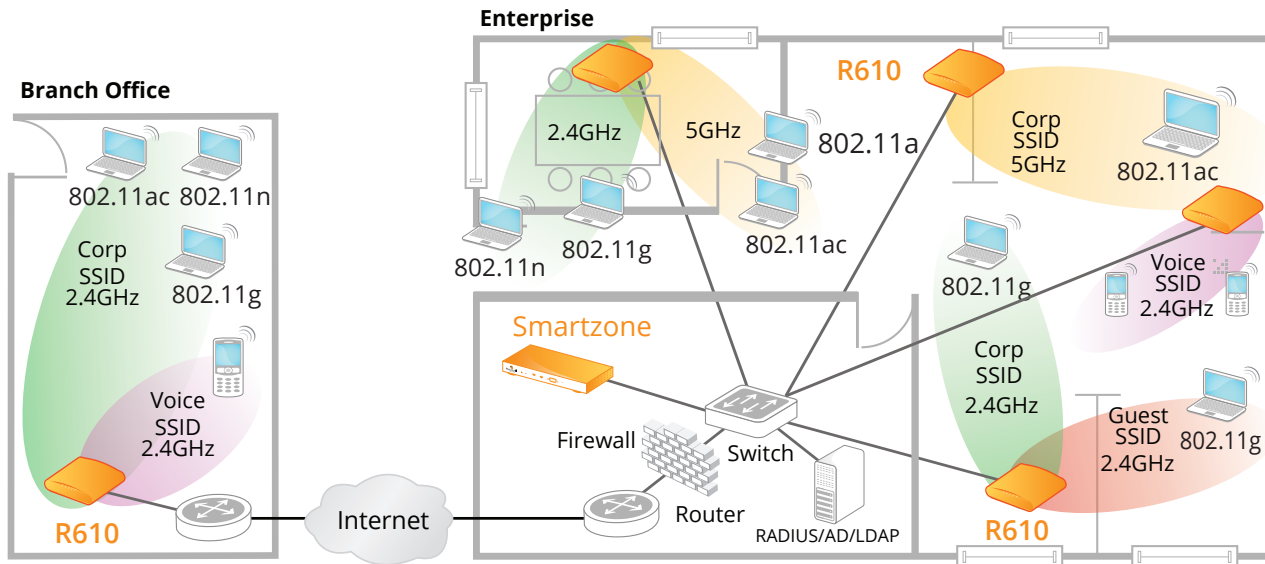
Whether you're deploying ten or ten thousand APs, the R610 is also easy to manage through Ruckus' appliance, virtual and cloud management options.

BeamFlex+ Adaptive Antenna Technology



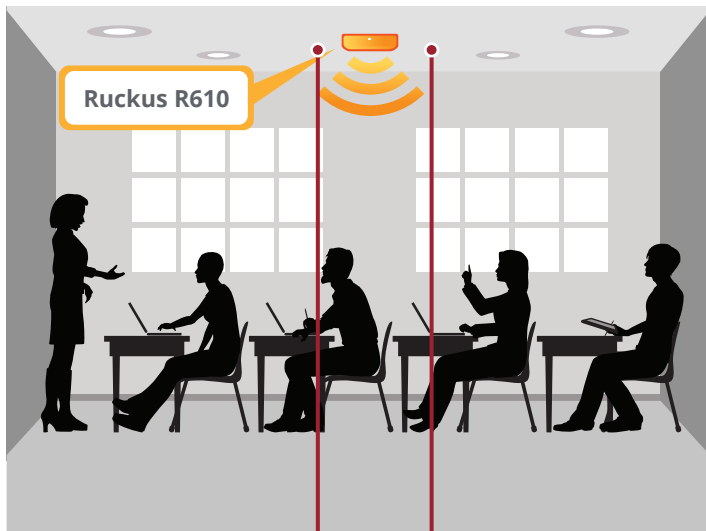
THE R610 INTEGRATES WITH YOUR EXISTING NETWORK INFRASTRUCTURE

Delivering best-in-class 802.11ac performance and reliability—making it the ideal wireless solution for mid-range enterprise and branch office applications.



DEPLOYMENTS FOR CLASSROOMS AND LIBRARIES

The R610 is ideal for deployment in education common areas providing high quality wireless access in high density locations

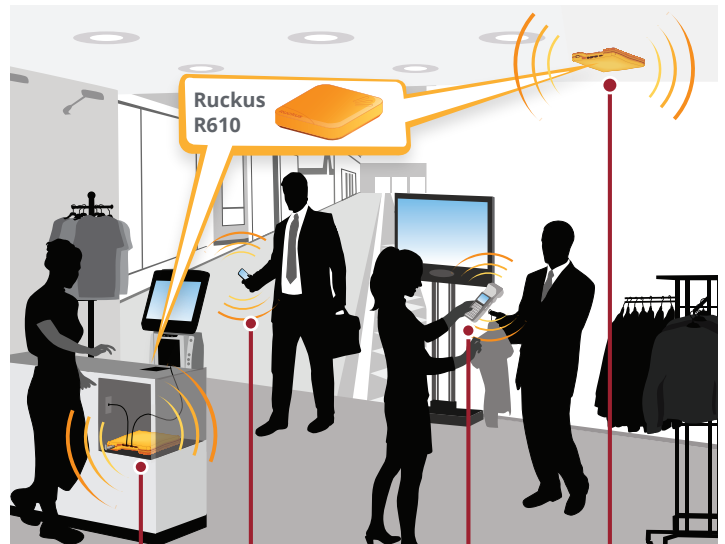


Dual-band (2.4/5GHz) support allows for concurrent Internet and IP-based video services

Sleek, elegant design easily concealed

DEPLOYMENT FOR RETAIL/BRANCH OFFICES

The R610 is ideal for deployment in retail stores to provide inconspicuous wireless connection to high quality video, wireless IP phones and data access for handheld PoS barcode scanners



Wired ports to connect devices such as cash registers, printers, etc.

Multiple SSIDs for differentiated user services (e.g., guest Wi-Fi, point of sale, voice)

Reliable Wi-Fi connectivity for point of sale devices

5GHz band and smart antenna system ideal for 802.11ac clients

ACCESS POINT ANTENNA PATTERN

Ruckus' BeamFlex+ adaptive antennas allow the R610 AP to dynamically choose among a host of antenna patterns (up to 512 possible combinations) in real-time to establish the best possible connection with every device. This leads to:

- Better Wi-Fi coverage
- Reduced RF interference

Traditional omni-directional antennas, found in generic access points, oversaturate the environment by needlessly radiating RF signals in all directions. In contrast, the Ruckus BeamFlex+ adaptive antenna directs the radio signals per-device on a packet by-packet basis to optimize Wi-Fi coverage and capacity in real-time to support high device density environments. BeamFlex+ operates without the need for device feedback and hence can benefit even devices using legacy standards.

Figure 1. Example of BeamFlex+ pattern

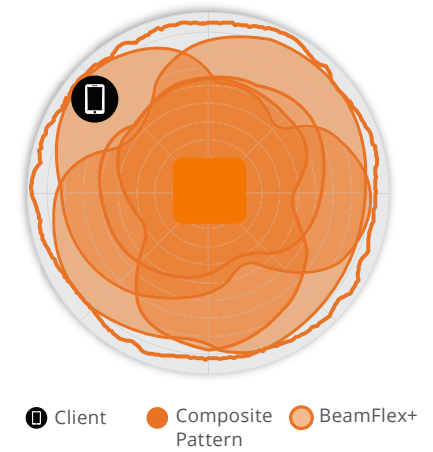


Figure 2. R610 2.4GHz Azimuth Antenna Patterns



Figure 3. R610 5GHz Azimuth Antenna Patterns



Figure 4. R610 2.4GHz Elevation Antenna Patterns

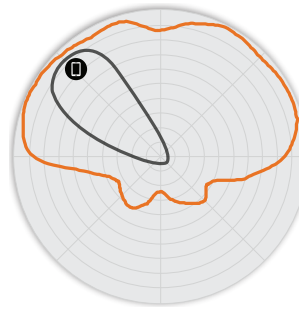
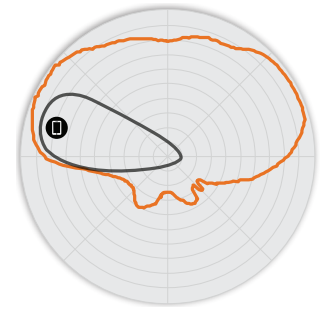


Figure 5. R610 5GHz Elevation Antenna Patterns



Note: The outer trace represents the composite RF footprint of all possible BeamFlex+ antenna patterns, while the inner trace represents one BeamFlex+ antenna pattern within the composite outer trace.

| WI-FI | |
|----------------------|--|
| Wi-Fi Standards | <ul style="list-style-type: none"> IEEE 802.11a/b/g/n/ac Wave 2 |
| Supported Rates | <ul style="list-style-type: none"> 802.11ac: 6.5 to 1,300Mbps (MCS0 to MCS9, NSS = 1 to 3 for VHT20/40/80) 802.11n: 6.5 Mbps to 450Mbps (MCS0 to MCS23) 802.11a/g: 54, 48, 36, 24, 18, 12, 9, 6Mbps 802.11b: 11, 5.5, 2 and 1 Mbps |
| Supported Channels | <ul style="list-style-type: none"> 2.4GHz: 1-13 5GHz: 36-64, 100-144, 149-165 |
| MIMO | <ul style="list-style-type: none"> 3x3 SU-MIMO 3x3 MU-MIMO |
| Spatial Streams | <ul style="list-style-type: none"> 3 SU-MIMO 3 MU-MIMO |
| Channelization | <ul style="list-style-type: none"> 20, 40, 80, 160 MHz |
| Security | <ul style="list-style-type: none"> WPA-PSK, WPA-TKIP, WPA2 AES, 802.11i, Dynamic PSK WIPS/WIDS |
| Other Wi-Fi Features | <ul style="list-style-type: none"> WMM, Power Save, Tx Beamforming, LDPC, STBC, 802.11r/k/v Hotspot Hotspot 2.0 Captive Portal WISPr |

| RF | |
|--|--|
| Antenna Type | <ul style="list-style-type: none"> BeamFlex+ adaptive antennas with polarization diversity Adaptive antenna that provides up to 512 unique antenna patterns by band |
| Antenna Gain (max) | <ul style="list-style-type: none"> 2.4GHz: 1dBi 5GHz: 3dBi |
| Peak Transmit Power (aggregate across MIMO chains) | <ul style="list-style-type: none"> 2.4GHz: 27dBm 5GHz: 25dBm |
| Minimum Receive Sensitivity ¹ | <ul style="list-style-type: none"> -100dBm |
| Frequency Bands | <ul style="list-style-type: none"> ISM 2.4-2.484GHz U-NII-1 5.15-5.25GHz U-NII-2A 5.25-5.35GHz U-NII-2C 5.47-5.725GHz U-NII-3 5.725-5.85GHz |

| 2.4GHZ RECEIVE SENSITIVITY | | | |
|----------------------------|------|------|------|
| HT20 | | HT40 | |
| MCS0 | MCS7 | MCS0 | MCS7 |
| -94 | -74 | -91 | -71 |

| 5GHZ RECEIVE SENSITIVITY | | | | | |
|--------------------------|------|-------|------|-------|------|
| VHT20 | | VHT40 | | VHT80 | |
| MCS0 | MCS7 | MCS0 | MCS7 | MCS0 | MCS7 |
| -91 | -71 | -89 | -71 | -85 | -68 |

| 2.4GHZ TX POWER TARGET | |
|------------------------|------------|
| Rate | Pout (dBm) |
| MCS0 HT20 | 22.5 |
| MCS7 HT20 | 19.5 |

| 5GHZ TX POWER TARGET | |
|----------------------|------------|
| Rate | Pout (dBm) |
| VHT20 | 20 |
| MCS0 VHT40 | 22 |
| MCS7 VHT40, VHT80 | 19 |

| PERFORMANCE AND CAPACITY | |
|--------------------------|---|
| Peak PHY Rates | <ul style="list-style-type: none"> 2.4GHz: 600Mbps 5GHz: 1300Mbps |
| Client Capacity | <ul style="list-style-type: none"> Up to 512 clients per AP |
| SSID | <ul style="list-style-type: none"> Up to 16 per AP |

| RUCKUS RADIO MANAGEMENT | |
|------------------------------|---|
| Antenna Optimization | <ul style="list-style-type: none"> BeamFlex+ Polarization Diversity with Maximal Ratio Combining (PD-MRC) |
| Wi-Fi Channel Management | <ul style="list-style-type: none"> ChannelFly Background Scan Based |
| Client Density Management | <ul style="list-style-type: none"> Adaptive Band Balancing Client Load Balancing Airtime Fairness Airtime-based WLAN Prioritization |
| SmartCast Quality of Service | <ul style="list-style-type: none"> QoS-based scheduling Directed Multicast L2/L3/L4 ACLs |
| Mobility | <ul style="list-style-type: none"> SmartRoam |
| Diagnostic Tools | <ul style="list-style-type: none"> Spectrum Analysis SpeedFlex |

| NETWORKING | |
|-----------------------------|---|
| Controller Platform Support | <ul style="list-style-type: none"> SmartZone ZoneDirector Cloud Wi-Fi Unleashed² Standalone |
| Mesh | <ul style="list-style-type: none"> SmartMesh™ wireless meshing technology. Self-healing Mesh |
| IP | <ul style="list-style-type: none"> IPv4, IPv6 |
| VLAN | <ul style="list-style-type: none"> 802.1Q (1 per BSSID or dynamic per use based on RADIUS) VLAN Pooling Port-based |
| 802.1x | <ul style="list-style-type: none"> Authenticator & Supplicant |
| Tunnel | <ul style="list-style-type: none"> L2TP, GRE, Soft-GRE |
| Gateway and Routing | <ul style="list-style-type: none"> NAT/DHCP |
| Policy Management Tools | <ul style="list-style-type: none"> Application Recognition and Control Access Control Lists Device Fingerprinting Rate Limiting |

¹ Rx sensitivity varies by band, channel width and MCS rate.

² Refer to Unleashed datasheets for SKU ordering information.

| PHYSICAL INTERFACES | |
|---------------------|---|
| Ethernet | <ul style="list-style-type: none"> 2 x 1GbE ports, RJ-45, Link Aggregation (LACP) |
| USB | <ul style="list-style-type: none"> 1 USB 2.0 port, Type A connector |

| PHYSICAL CHARACTERISTICS | |
|--------------------------|--|
| Physical Size | <ul style="list-style-type: none"> 20.1(L), 19.5(W), 5.1 (H)cm 7.9 (L), 7.68 (W), 2.00 (H)in |
| Weight | <ul style="list-style-type: none"> 578g (1.3lb) |
| Mounting | <ul style="list-style-type: none"> Wall, Drop ceiling, Desk Secure bracket (sold separately) |
| Physical Security | <ul style="list-style-type: none"> Hidden latching mechanism Kensington lock T-bar Torx |
| Operating Temperature | <ul style="list-style-type: none"> 0°C (32°F) - 40°C (104°F) |
| Operating Humidity | <ul style="list-style-type: none"> Up to 95%, non-condensing |

| POWER ³ | | |
|-----------------------|---|---|
| Power Supply | Mode Feature | Maximum Power Consumption |
| DC Input 12V DC, 2.0A | | <ul style="list-style-type: none"> 19.1W |
| 802.3af | <ul style="list-style-type: none"> Limits 2.4GHz to 2x3 (2-chain transmit at 21 dBm aggregate power, 3-chain receive) Turns off USB port Turns off 1 Ethernet port | <ul style="list-style-type: none"> 18.8W |

| CERTIFICATIONS AND COMPLIANCE | |
|-----------------------------------|--|
| Wi-Fi Alliance ⁴ | <ul style="list-style-type: none"> Wi-Fi CERTIFIED™ a, b, g, n, ac Passpoint®, Vantage |
| Standards Compliance ⁵ | <ul style="list-style-type: none"> EN 60950-1 Safety EN 60601-1-2 Medical EN 61000-4-2/3/5 Immunity EN 50121-1 Railway EMC EN 50121-4 Railway Immunity IEC 61373 Railway Shock & Vibration UL 2043 Plenum EN 62311 Human Safety/RF Exposure WEEE & RoHS ISTA 2A Transportation |

³ Max power varies by country setting, band, and MCS rate.

⁴ For complete list of WFA certifications, please see Wi-Fi Alliance website.

⁵ For current certification status, please see price list.

| SOFTWARE AND SERVICES | |
|-------------------------|---|
| Location Based Services | <ul style="list-style-type: none"> SPoT |
| Network Analytics | <ul style="list-style-type: none"> SmartCell Insight (SCI) |
| Security and Policy | <ul style="list-style-type: none"> Cloudpath |

| ORDERING INFORMATION | |
|----------------------|--|
| 901-R610-XX00 | <ul style="list-style-type: none"> Concurrent dual band 802.11ac AP, no power adapter |

See Ruckus price list for country-specific ordering information.
 Warranty: Sold with a limited lifetime warranty.
 For details see: <http://support.ruckuswireless.com/warranty>.

| OPTIONAL ACCESSORIES | |
|----------------------|---|
| 902-1169-XXYY | <ul style="list-style-type: none"> Power supply (90 - 264 VAC, 47 - 63 Hz) |
| 902-0162-XXYY | <ul style="list-style-type: none"> PoE injector (sold in quantities of 10 or 100) |
| 902-0195-0000 | <ul style="list-style-type: none"> Spare, T-bar ceiling mount kit for R610 and other APs for mounting to flush frame ceiling |
| 902-0120-0000 | <ul style="list-style-type: none"> Secure Mounting Bracket |

PLEASE NOTE: When ordering Indoor APs, you must specify the destination region by indicating -US, -WW, or -Z2 instead of XX. When ordering PoE injectors or power supplies, you must specify the destination region by indicating -US, -EU, -AU, -BR, -CN, -IN, -JP, -KR, -SA, -UK, or -UN instead of -XX.

For access points, -Z2 applies to the following countries: Algeria, Egypt, Israel, Morocco, Tunisia, and Vietnam.

Copyright © 2018 Ruckus Networks, an ARRIS company. All rights reserved. No part of this content may be reproduced in any form or by any means or used to make any derivative work (such as translation, transformation, or adaptation) without written permission from Ruckus Networks ("Ruckus"). Ruckus reserves the right to revise or change this content from time to time without obligation on the part of Ruckus to provide notification of such revision or change.

The Ruckus, Ruckus Wireless, Ruckus logo, Big Dog design, BeamFlex, ChannelFly, Edgelron, FastIron, HyperEdge, ICX, IronPoint, OPENG, and Xclaim and trademarks are registered in the U.S. and other countries. Ruckus Networks, Dynamic PSK, MediaFlex, Simply Better Wireless, SmartCast, SmartCell, SmartMesh, SpeedFlex, Unleashed, and ZoneDirector are Ruckus trademarks worldwide. Other names and brands mentioned in these materials may be claimed as the property of others.

Ruckus provides this content without warranty of any kind, implied or expressed, including, but not limited to, the implied warranties of merchantability and fitness for a particular purpose. Ruckus may make improvements or changes in the products or services described in this content at any time. The capabilities, system requirements and/or compatibility with third-party products described herein are subject to change without notice.



350 West Java Dr., Sunnyvale, CA 94089 USA

www.ruckusnetworks.com