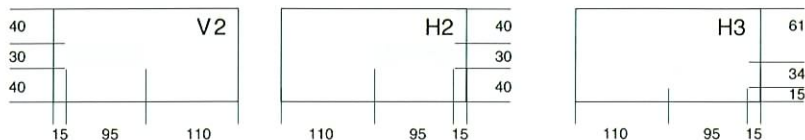


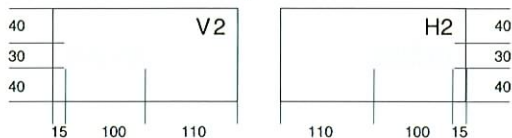
Fönsterguide

Standardfönster

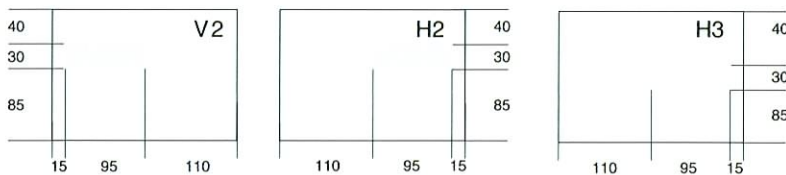
E65 (110 x 220 mm)



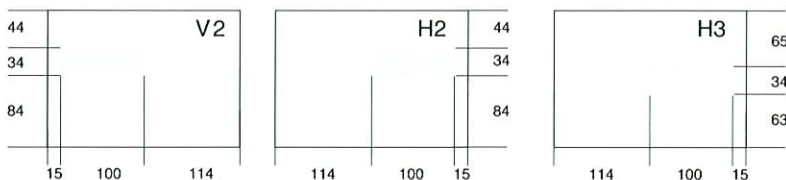
S65 (110 x 225 mm)




E5 (155 x 220 mm)



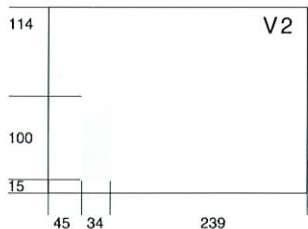
C5 (162 x 229 mm)



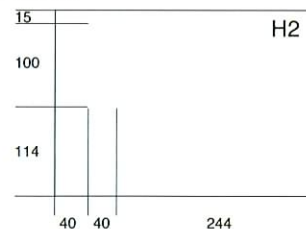
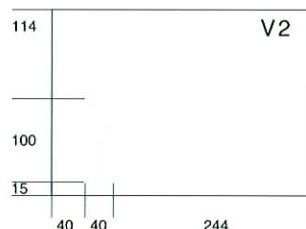
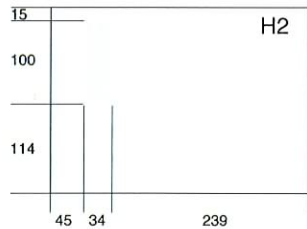
E4S (220 x 312 mm)
tvärställt fönster



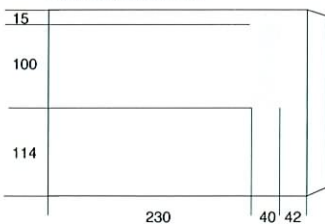
C4M (229 x 318 mm) tvärställt fönster



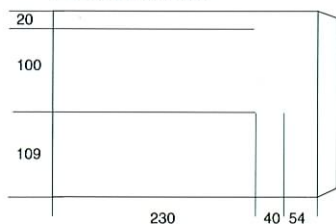
C4 (229 x 324 mm) tvärställt fönster



EC4 påse (229 x 312 mm)
tvärställt fönster

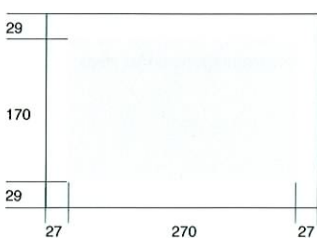


C4 påse (229 x 324 mm)
tvärställt fönster

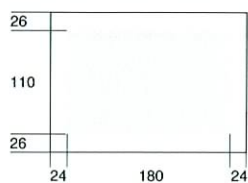


Specialfönster

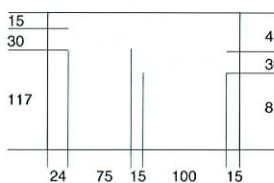
C4 Panorama (229 x 324 mm)



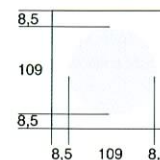
C5 Panorama
(162 x 229 mm)



C5 (162 x 229 mm)
dubbelfönster



CD (126 x 126 mm)



C64 (114 x 318 mm)

