




KONFTEL.COM

QUICK GUIDE

Konftel OCC Hub




Before connecting to a laptop

Make sure to have the DisplayLink driver installed on the laptop.

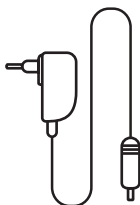
Available for download at displaylink.com/downloads

For more information please visit konftel.com

PACKING LIST



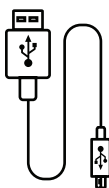
Konftel OCC Hub



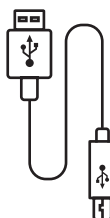
AC Adapter



3 m USB cable **C**




5 m USB cable **A**




5 m USB cable **B**



Velcro for mounting
Konftel OCC hub

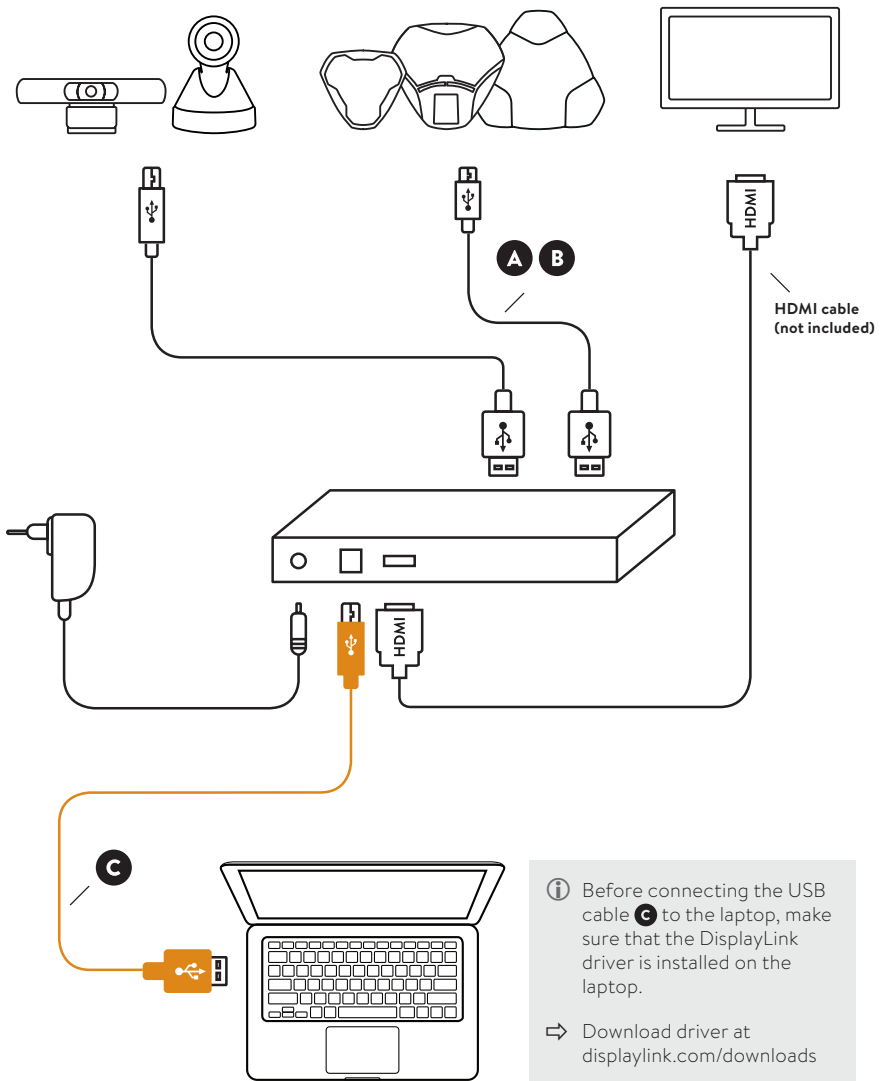


Quick Guide



Safety Information

INSTALLATION



ⓘ Before connecting the USB cable **C** to the laptop, make sure that the DisplayLink driver is installed on the laptop.

⇒ Download driver at displaylink.com/downloads

⇒ Connect the USB cable. *NOTE! The configuration can take up to 60 seconds.*

The consequential re-connections will be faster (~10 seconds).

Konftel is a leading company within collaboration endpoint solutions. Since 1988, our mission has been to help people in businesses around the world to have meetings regardless of distance. Based on our success, we know that remote collaboration is a smooth way to save time, money and at the same time contribute to a more sustainable world.

Crystal clear audio and a sharp video image are essential for efficient meetings, this is why we only focus on cutting-edge technology in our Collaboration Solutions. Our patented audio technology OmniSound® is built into all Konftel Conference phones and devices. The products are sold globally under the Konftel brand and our headquarter is based in Sweden.

Read more about the company and our products at konftel.com.

Konftel AB, Box 268, SE-901 06 Umeå, Sweden

Tel: +46 90 70 64 89 **E-mail:** info@konftel.com