



Vertiv™ Edge UPS  
500 - 3000 VA 230 V  
Superior Power Protection  
for Edge Applications



## About Vertiv™

Vertiv brings together hardware, software, analytics and ongoing services to ensure its customers' vital applications run continuously, perform optimally and grow with their business needs. Vertiv solves the most important challenges facing today's data centers, communication networks and commercial and industrial facilities with a portfolio of power, cooling, and IT infrastructure solutions and services that extends from the cloud to the edge of the network. Headquartered in Columbus, Ohio, USA, Vertiv employs around 20,000 people and does business in more than 130 countries. For more information, and for the latest news and content from Vertiv, visit [Vertiv.com](https://www.vertiv.com).

## Vertiv.com

### OUR PURPOSE

We believe there is a better way to meet the world's accelerating demand for data - one driven by passion and innovation.

### OUR PRESENCE

#### GLOBAL PRESENCE

Manuf. and Assembly Locations **19**  
Service Centers **270+**  
Service Field Engineers **2,700+**  
Technical Support/Response **330+**  
Customer Experience Centers/Labs **17**



#### US AND CANADA

Manuf. and Assembly Locations **7**  
Service Centers **120+**  
Service Field Engineers **850+**  
Technical Support/Response **120+**  
Customer Experience Centers/Labs **4**

#### LATIN AMERICA

Manuf. and Assembly Locations **1**  
Service Centers **20+**  
Service Field Engineers **300+**  
Technical Support/Response **25+**  
Customer Experience Centers/Labs **2**

#### EUROPE, MIDDLE EAST AND AFRICA

Manuf. and Assembly Locations **5**  
Service Centers **70+**  
Service Field Engineers **600+**  
Technical Support/Response **95+**  
Customer Experience Centers/Labs **6**

#### ASIA PACIFIC

Manuf. and Assembly Locations **6**  
Service Centers **60+**  
Service Field Engineers **950+**  
Technical Support/Response **90+**  
Customer Experience Centers/Labs **5**

*The Vertiv™ Edge UPS: Best-in-class battery backup and power protection for server, networking and EDGE applications.*

Vertiv™ Edge is a family of highly reliable, efficient, manageable and flexible line interactive Pure sinewave UPSs, with models ranging from 500VA to 3000VA in mini-tower, rack/tower, Pure sinewave and rack-mount form factors. With a 0.9 power factor, controllable outlets and extended runtime options, Vertiv Edge is the right choice for protecting server and networking equipment in distributed and EDGE IT applications. Available in 1U and 2U options as well as a short-depth 3U 3000VA model, it can provide optimum runtime at the right size and power density in a cost effective UPS solution.

**Mini Tower**

**(750 VA, 1000 VA, 1500 VA)**



- Compact Mini Tower design for tower servers and/or applications with no available rack
- Plug and play solution requiring no installation
- Vertiv™ Intellislot SNMP/ Webcards available for remote power management and OS's shutdown

**1U Rack Mount**

**(500 VA, 1000 VA, 1500 VA)**



- Compact 1U Rack Mount design for Edge applications with limited rack space
- Comes with rack mounting hardware included
- Vertiv Intellislot SNMP/ Webcards available for remote power management and OS's shutdown

**2U – 3U Rack / Tower (1500 VA, 2200 VA 3000 VA 2U, 3000 VA 3Us)**



- Convertible rack/tower design with LCD display provides flexible installation options
- Extended runtime capability with external battery cabinets with autodetection, for hours of back-up time
- 3000VA 3Us height with short depth (<500 mm) for compact racks that still require maximum power protection
- Vertiv Intellislot SNMP/Webcards available for remote power management and OS's shutdown

**At a Glance**

- Reliable and powerful: 0.9 output power factor, ensuring more active power to protect larger loads
- Up to 6 auto-discoverable extended run battery cabinets for longer runtime
- Highly efficient: up to 98% in normal operation mode, providing energy and cost savings
- Up to 10 power outlets, with 3 controllable in a group for optimum battery usage
- Color graphic LCD display
- Advanced AVR design for a more stable output voltage regulation
- Standard 3 years warranty for both electronics and batteries

## Vertiv™ Edge Highlights



### LCD display

Color and graphic LCD display for an intuitive user interface

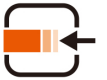
### Efficiency up to 98%

High efficiency in normal operation mode means an optimized energy management, thus providing energy savings



### Flexibility

Easy to install and a wide range of power ratings, from 500VA up to 3000VA, available in multiple form factors: mini-tower, 1U rack and rack/tower



### High output powerfactor (0.9)

It enables EDGE UPS to protect more loads and save space



### External battery cabinets

The Rack/Tower models allow longer runtimes thanks to the battery cabinets with auto-detection

### Leading technology

Advanced AVR design (2 x boost / 1 buck taps) for a more stable output voltage regulations



### Controllable outlets

The group of controllable outlets allows a power control of the load, helping to achieve longer runtime



## Reliable UPS Protection At The All-Important Network Edge

The network edge is becoming increasingly important as companies seek to take advantage of Internet of Things, cloud computing and other applications that require localized compute power, networking services and data storage – all with low latency. Distributed and edge data centers are now no less important to business success than large centralized data centers, so must be afforded similar power protection.

The Vertiv™ Edge line interactive UPS family is intended for distributed IT and edge applications that require reliable, efficient power protection for server and networking equipment. It comes in mini-tower, rack tower and rack-mount form factors, with capacities ranging from 500VA to 3000VA. Each model has a 0.9 output power factor (PF), enabling them to protect larger loads than competing models of the same capacity.

Vertiv Edge UPSs support up to 6 extended-run battery cabinets (EBCs), providing more runtime at full load than comparable competing UPSs. Auto-detect features make the EBCs easy to add and configure.

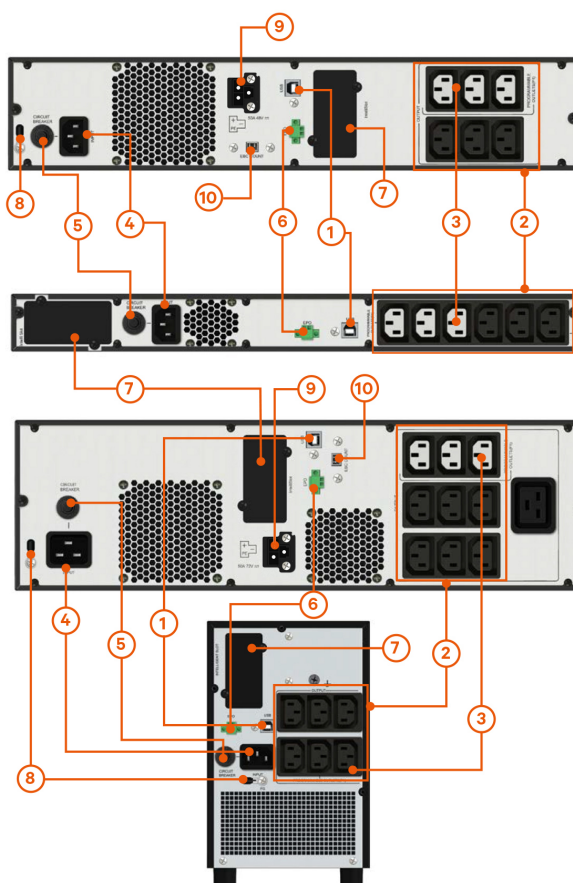
Vertiv Edge UPSs are also highly manageable, with a colorful, graphical LCD screen for easy, intuitive on-site management, as well as optional SNMP support. Vertiv Edge is compatible with the free Vertiv Power Assist software for local UPS status and shutdown of IT loads connected locally.

A standard 3 years warranty for both electronics and batteries protects your UPS investment.

### What's in the box

- UPS Unit
- USB Cable
- Printed Quick Installation and
- Guide Safety instructions
- Adjustable 4-post rack mounting kit (not included with Mini Tower)
- Support base for tower configuration (Rack/Tower Models Only)
- Power Assist software (free download from Vertiv.com)
- Input and output power cables (depending on rating and model type)

1. USB Port
2. Output receptacles
3. Programmable output group
4. Input power socket
5. Input circuit breaker
6. Emergency Power Off (EPO) connector
7. Intellislot® Port for optional cards
8. Earth terminal
9. Extended runtime battery connection
10. Automatic battery detection terminal



*Vertiv Edge 1500VA  
2Us Rack/Tower UPS*

*Vertiv Edge 1000VA  
1U Rack UPS*

*Vertiv Edge 3000VA  
3Us Rack/Tower UPS*

*Vertiv Edge 1500VA  
Tower UPS*

## Efficient & Green



**High efficiency:** Vertiv™ Edge UPSs operate at up to 98% efficiency in normal operation mode, saving on electricity costs throughout their lifetime.

**Extended battery life:** Deep discharge protection prevents the potential damage that can occur when a UPS battery fully drains.

**Configurable “Green function”:** When in battery mode with only very small loads, the UPS will automatically shut itself down to protect batteries.

**Programmable outlets:** 3 of the 6 Vertiv Edge outlets are configurable (1 group), enabling users to shut down less-critical loads in the event of an outage to optimize battery runtime.

**RoHS and REACH compliant:** Ensures against the use of hazardous substances in UPSs.

## Maximize Power Protection



**High output PF:** Each Vertiv Edge UPS operates at 0.9 output power factor (PF), which means that more active power can be used to protect IT equipment. That enables Vertiv Edge UPSs to protect larger loads compared to competing models of the same capacity with a lower PF.

**Advanced AVR design:** Automatic voltage regulation smooths out power spikes, swells and brownouts without the UPS switching to battery mode and help to extend battery life. The advanced design with 2 x boost / 1 x buck increases or decreases voltages as required to prevent the load from extreme supply voltages.

**High temperature operation:** Vertiv Edge UPSs can operate at up to 40°C at full power, and can handle operating at higher temperatures with de-rating.

## Flexibility and Manageability



**Easy to install, configure and operate:** Auto-detect external battery modules and color LCD display help to make the UPS operation easier and the user interface more intuitive.

**Optional SNMP/web card:** For advanced remote monitoring of status and OS's shutdown.

**Environmental monitoring:** Optional web card also supports integration with environmental sensors, to detect excessive heat, moisture, motion and more.

**External battery cabinets:** Attach up to 6 external battery modules to gain additional runtime.

**Remote Emergency Power Off:** Allows the UPS to be remotely shut down during an emergency.

**Optional Liebert MicroPOD Output Distribution and Maintenance Bypass Module:** When your computer system can't be without power, even for scheduled UPS maintenance, the Liebert® MicroPOD ensures continuous uptime.

## Vertiv™ Edge UPS Accessories



### External Battery Modules:

Enable additional runtime to weather extended power outage situations. Modules are simple to install and auto-discoverable. GXT5-EBC48VRT2U and GXT5-EBC72VRT2U are compatible with Vertiv Edge UPS.



### Liebert® MicroPOD Maintenance Bypass:

A 2U rack-mounted installation, available in several receptacle combinations, allows manual transfer of connected equipment to utility power ensuring network availability and business continuity during scheduled service or UPS replacement.

Micropod Maintenance Bypass Switch for 10A (MP2-210K)

Micropod Maintenance Bypass Switch for 16A (MP2-220L)



### Optional Connectivity Cards:

Web and SNMP cards allow you to connect your Vertiv™ Edge UPS to an Ethernet network and the Internet, to monitor and manage UPSs from a standard Web browser and, when needed, remotely provide graceful shutdown for multiple computer systems.

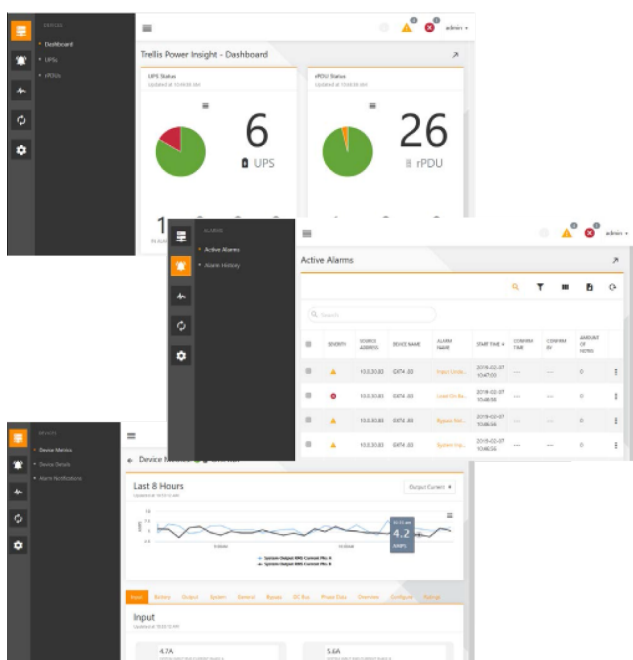
Intellislot Web & SNMP V3 management card (IS-UNITY-SNMP)

Liebert IS-UNITY-DP SNMP/Web Card (03020728)

IS-RELAY Card (IS-RELAY)

## Power Insight

(Download for free from Vertiv.com)



- **FREE** - On Premise consolidated monitoring and notification
- **Up to 100** connected devices
- **Alarm notifications** via email, SMS and on-screen icons
- **Shutdown** protection for individual and virtual servers
- **Auto discovery** of Liebert UPS devices
- Direct access to each device from the web interface
- **Alarm views** with data that can be sorted or filtered
- **Summarized data** of individual devices
- **Dashboard views** of key data points such as capacity load percentage, output current, battery percentage charge and battery time remaining

## Technical Specifications - Tower Models

Model Number	EDGE-750IMT	EDGE-1000IMT	EDGE-1500IMT
Rating (VA/W)	750VA/675W	1000VA/900W	1500VA/1350W
<b>Dimensions, mm</b>			
Unit (W x D x H)	145 x 370 x 220		145 x 480 x 220
Shipping (W x D x H)	230 x 450 x 325		230 x 570 x 325
<b>Weight, kg</b>			
Unit	11	12	18
Shipping	13		20
<b>Input AC Parameters</b>			
Nominal Voltage Setting	230V		
Voltage Range Without Battery Operation (230V default)	166 to 278		
Frequency Range (Hz)	55 to 65		
Input Power Connector	IEC60320 C14		
Surge Protection (J)	624		
<b>Output AC Parameters</b>			
Output Receptacles	3 + 2 IEC320 C13	3 + 3 IEC320 C13	
Output Receptacles - Controllable	Yes - 1 group		
Output Voltage	200/208/220/230/240		
Waveform (Battery Operation)	Pure sine wave		
Transfer Time	4 to 6 ms Typical		
Output (AC Mode) Overload	106% - 125% @ 60 s; 126% - 150% @ 50 s; 151% - 200% @ 2 s		
Efficiency (full load, line mode, typ)	95%	96%	97%
<b>Battery</b>			
Type	Valve-regulated, non-spillable, lead acid		
Quantity & Voltage & Capacity	2 x 12V x 9Ahr	2 x 12V x 10Ahr	4 x 12V x 9Ahr
Recharge Time (internal batteries, typical)	3 hr @ 90%		
<b>Environmental</b>			
Operating Temperature (°C) *	0 to 40*		
Storage Temperature (°C)	-25°C to +55°C without battery inside		
Relative Humidity (Operation)	20% to 90%		
Operating Altitude (m)	3000		
Audible Noise (line mode)	<40dB normal mode, <70% load; <45dB AVR mode, >70% load		
Form Factor	Tower		
<b>Agency</b>			
Compliance	CE, CB Report		
Safety	EN/IEC 62040-1		
Transportation	ISTA 2A		
<b>Warranty</b>			
Warranty	3 years		

(\*) Note: operation at >40°C power derating applies. Please check with technical support



## Technical Specifications - 1U Rack Models

Model Number	EDGE-500IRM1U	EDGE-1000IRM1U	EDGE-1500IRM1U
Rating (VA/W)	500VA/450W	1000VA/900W	1500VA/1350W
<b>Dimensions, mm</b>			
Unit (W x D x H)	438 x 380 x 44	438 x 480 x 44	438 x 600 x 44
Shipping (W x D x H)	550 x 620 x 200	570 x 700 x 200	570 x 780 x 200
<b>Weight, kg</b>			
Unit	11	17	23
Shipping	17	23	31
<b>Input AC Parameters</b>			
Nominal Voltage Setting	230V		
Voltage Range Without Battery Operation (230V default)	166 to 278		
Frequency Range (Hz)	55 to 65		
Input Power Connector	IEC60320 C14		
Surge Protection (J)	624		
<b>Output AC Parameters</b>			
Output Receptacles	3 + 3 IEC320 C13		
Output Receptacles - Controllable	Yes - 1 group		
Output Voltage	200/208/220/230/240		
Waveform (Battery Operation)	Pure sine wave		
Transfer Time	4 to 6 ms Typical		
Output (AC Mode) Overload	106% - 125% @ 60 s; 126% - 150% @ 50 s; 151% - 200% @ 2 s		
Efficiency (full load, line mode, typ)	96%	97%	97%
<b>Battery</b>			
Type	Valve-regulated, non-spillable, lead acid		
Quantity & Voltage & Capacity	2 x 6V x 9Ahr	4 x 6V x 9Ahr	6 x 6V x 9Ahr
Recharge Time (internal batteries, typical)	3 hr @ 90%		
<b>Environmental</b>			
Operating Temperature (°C) *	0 to 40*		
Storage Temperature (°C)	-25°C to +55°C without battery inside		
Relative Humidity (Operation)	20% to 90%		
Operating Altitude (m)	3000		
Audible Noise (line mode)	<40dB normal mode, <70% load; <45dB AVR mode, >70% load"		
Form Factor	Rack (1U)		
<b>Agency</b>			
Compliance	CE, CB Report		
Safety	EN/IEC 62040-1		
Transportation	ISTA 2A		
<b>Warranty</b>			
Warranty	3 years		

(\*) Note: operation at >40°C power derating applies. Please check with technical support

## Technical Specifications - 2-3Us Rack/Tower models

6 x 12V x 10Ahr	EDGE-1500IRT2UXL	EDGE-22000IRT2UXL	EDGE-3000IRT2UXL	EDGE-3000IRT3UXL
Rating (VA/W)	1500VA/1350W	2200VA/1980W	3000VA/2700W	3000VA/2700W
<b>Dimensions, mm</b>				
Unit (W x D x H)	438 x 510 x 88		438 x 630 x 88	438 x 485 x 132
Shipping (W x D x H)	565 x 700 x 240		600 x 800 x 240	550 x 670 x 282
<b>Weight, kg</b>				
Unit	20	27	32	36
Shipping	30	35		42
<b>Input AC Parameters</b>				
Nominal Voltage Setting	230V			
Voltage Range Without Battery Operation (230V default)	166 to 278			
Frequency Range (Hz)	55 to 65			
Input Power Connector	IEC60320 C20			
Surge Protection (J)	624			
<b>Output AC Parameters</b>				
Output Receptacles	3 + 3 IEC320 C13		3 + 3 IEC320 C13 + 1 IEC320 C19	6 + 3 IEC320 C13 + 1 IEC320 C19
Output Receptacles - Controllable	Yes - 1 group			
Output Voltage	200/208/220/230/240			
Waveform (Battery Operation)	Pure sine wave			
Transfer Time	4 to 6 ms Typical			
Output (AC Mode) Overload	106% - 125% @ 60 s; 126% - 150% @ 50 s; 151% - 200% @ 2 s			
Efficiency (full load, line mode, typ)	97%	97%	98%	98%
<b>Battery</b>				
Type	Valve-regulated, non-spillable, lead acid			
Quantity & Voltage & Capacity	4 x 12V x 9Ahr	6 x 12V x 7Ahr	6 x 12V x 10Ahr	
Recharge Time (internal batteries, typical)	3 hr @ 90%			
Compatible External Battery Cabinet	GXT5-EBC48VRT2U(E)	GXT5-EBC72VRT2U(E)		
<b>Environmental</b>				
Operating Temperature (°C) *	0 to 40*			
Storage Temperature (°C)	-25°C to +55°C without battery inside			
Relative Humidity (Operation)	20% to 90%			
Operating Altitude (m)	3000			
Audible Noise (line mode)	<40dB normal mode, <70% load; <45dB AVR mode, >70% load			
Form Factor	Rack / Tower (2U)			Rack / Tower (3U)
<b>Agency</b>				
Compliance	CE, CB Report			
Safety	EN/IEC 62040-1			
Transportation	ISTA 2A			
<b>Warranty</b>				
Warranty	3 years			

(\* Note: operation at >40°C power derating applies. Please check with technical support

## Vertiv™ Edge Runtime Tables

### Edge Tower models

Load %	EDGE-750IMT Internal Batteries Only			Load %	EDGE-1000IMT Internal Batteries Only			Load %	EDGE-1500IMT Internal Batteries Only		
	VA	W	Runtimes in minutes		VA	W	Runtimes in minutes		VA	W	Runtimes in minutes
100	750	675	5.9	100	1000	900	5.4	100	1500	1350	6.0
70	525	472.5	10.5	70	700	630	9.6	70	1050	945	10.9
50	375	337.5	17.0	50	500	450	15.5	50	750	675	17.3
20	150	135	47.1	20	200	180	43.9	20	300	270	49.6

### Edge 1U Rack Models

Load %	EDGE-500IRM1U Internal Batteries Only			Load %	EDGE-1000IRM1U Internal Batteries Only			Load %	EDGE-1500IRM1U Internal Batteries Only		
	VA	W	Runtimes in minutes		VA	W	Runtimes in minutes		VA	W	Runtimes in minutes
100	500	450	5.2	100	1000	900	5.2	100	1500	1350	5.4
70	350	315	9.3	70	700	630	9.3	70	1050	945	9.6
50	250	225	15.0	50	500	450	15.0	50	750	675	15.1
20	100	90	42.7	20	200	180	42.7	20	300	270	42.4

### Edge 2U-3Us Rack/Tower models

Load %	VA	W	EDGE-1500IRT2UXL Internal Batteries Only	+1 EBC	+2 EBC	+3 EBC	+4 EBCs	+5 EBCs	+6 EBCs
100	1500	1350	6.0	27.8	55.9	85.7	116.1	148.7	177.6
70	1050	945	10.9	45.0	87.9	132.0	176.6	221.5	266.5
50	750	675	17.3	68.8	130.3	192.8	255.7	318.8	382.0
20	300	270	49.6	179.2	322.3	466.0	610.0	754.0	898.1

Load %	VA	W	EDGE-22000IRT2UXL Internal Batteries Only	+1 EBC	+2 EBC	+3 EBC	+4 EBCs	+5 EBCs	+6 EBCs
100	2200	1980	4.4	26.0	54.6	84.8	115.5	146.6	177.9
70	1540	1386	8.3	42.6	85.9	130.5	175.7	221.1	266.6
50	1100	990	14.1	65.9	128.6	192.4	256.6	321.0	385.5
20	440	396	39.7	170.8	315.6	461.0	606.7	752.5	898.3

Load %	VA	W	EDGE-3000IRT2UXL & EDGE-3000IRT3UXL Internal Batteries Only	+1 EBC	+2 EBC	+3 EBC	+4 EBCs	+5 EBCs	+6 EBCs
100	3000	2700	6.1	19.8	39.9	61.5	83.7	106.2	129.0
70	2100	1890	10.3	33.0	64.1	96.5	129.5	162.7	196.1
50	1500	1350	16.2	51.9	97.5	144.3	191.5	238.9	286.4
20	600	540	43.8	137.1	243.4	350.4	457.6	564.9	672.3

