

SDVoE-Ready M4300-96X Up to 96-port 10G, PoE options

The NETGEAR® M4300 Stackable Switch Series delivers L2/L3/L4 and IPv4/IPv6 cost-effective services for mid-enterprise edge and SMB core deployments with unrivalled ease of use: 10/40 Gigabit models can seamlessly stack with 1 Gigabit models within the series, enabling spine and leaf line-rate topologies. Non-stop forwarding (NSF) virtual chassis architectures provide advanced High

Availability (HA) with hitless failover across the stack. Intelligent NETGEAR IGMP Plus™ multicast allows for scalable Pro AV installations at Layer 2 without the PIM complexity. Dual redundant, modular power supplies equipping full width models contribute to business continuity management. Layer 3 feature set includes static, dynamic and policy-based routing – as standard. The NETGEAR M4300

Switch Series is perfect for wireless access, unified communications and professional AV-over-IP installations.

NETGEAR Intelligent Edge Switch solutions combine latest advances in hardware and software engineering for higher flexibility, lower complexity and stronger investment protection, at a high-value price point.

Highlights

Best-in-class stacking

- M4300 is flexible enough for mixed stacking between 10/40 Gigabit and 1 Gigabit models, using any 10G/40G port with any media type (RJ45, SFP+, DAC cables)
- High-availability is another key differentiator for stackable solutions: in case of a master switch failure, NSF and hitless failover ensure the standby switch takes over while forwarding plane continues to forward traffic on the operational stack members without any service interruption

10G/40G modular solution

- The M4300-96X scales from 8 to 96 ports of 10G Ethernet by multiple of 8 ports, and from 2 to 24 ports of 40G Ethernet by multiple of 2 ports
- The 96X lets you start small with copper and fiber, including Multi-Gigabit 2.5G/5G and PoE+ over 10G, and grow later in “non-blocking” mode just by adding port expansion cards

Higher flexibility

- Two half-width M4300 switches can be paired in a single rack space for redundant Top of Rack installations with Auto-iSCSI prioritization
- Removing the need for Layer-3 PIM routing, IGMP Plus greatly simplifies system architectures with automated IGMP techniques across the entire AV over-IP network

Lower complexity

- Entire feature set including PTPv2, L2 switching (IGMP Plus) and L3 routing (static, RIP, OSPF, VRRP, PIM-SSM, PBR) is available without license
- DHCP/BootP innovative auto-installation including firmware and configuration file upload automation

Investment protection

- Line-rate spine and leaf stacking topologies offer multiple possibilities in server rooms, in branch collapsed cores or at the edge of growing networks
- Even if an organization is not ready for high-speed backbone, 10G and 40G models can be added later to stacks of 1G models

Secure services

- With successive tiering, the Authentication Manager allows for authentication methods per port for a tiered authentication based on configured time-outs
- With BYOD, tiered Dot1x -> MAB Captive Portal authentication is powerful and simple to implement with strict policies

Industry standard management

- Industry standard command line interface (CLI), functional NETGEAR web interface (GUI), SNMP, sFlow and RSPAN
- Single-pane-of-glass NMS300 management platform with centralized firmware updates and mass-configuration support

Industry leading warranty

- NETGEAR M4300 series is covered under NETGEAR ProSAFE Limited Lifetime Hardware Warranty**
- 90 days of Technical Support via phone and email, Lifetime Technical Support through online chat and Lifetime Next Business Day hardware replacement



Hardware at a Glance

			FRONT			REAR		MANAGEMENT						
10G models Model name	Form-Factor	Switching Fabric	10GBASE-T RJ45 ports	10GBASE-X SFP+ ports	40GBASE-X QSFP+ports	PSU	Fans	Out-of-band Console	Model number					
M4300-8X8F	Half-width 1-unit 1U 2-unit 1U rack mount	320 Gps	8 ports (independent) 100M; 1G; 10G	8 ports (independent) 1G; 10G	-	Modular 1 bay 1 PSU included: APS250W	Fixed Front-to-back 36.9dB	Ethernet: Out-of-band 1G port (Front) Console: RJ45 RS232 (Front) Console: Mini-USB (Front) Storage: USB (Front)	XSM4316S					
M4300-16X	Half-width 1-unit 1U 2-unit 1U rack mount	320 Gps	16 ports PoE+100M; 1G; 2.5G; 5G; 10G	-	-	Modular 1 bay For either APS299W or APS600W	Fixed Front-to-back 35dB	Ethernet: Out-of-band 1G port (Back) Console: RJ45 RS232 (Back) Console: Mini-USB (Front) Storage: USB (Front)	XSM4316PA					
										199W PoE Budget	1 PSU included: APS299W			
			500 W PoE Budget			1 PSU included: APS600W			XSM4316PB					
M4300-12X12F	Half-width 1-unit 1U 2-unit 1U rack mount	480 Gps	12 ports (independent) 100M; 1G; 10G	12 ports (independent) 1G; 10G	-	Modular 1 bay 1 PSU included: APS250W	Fixed Front-to-back 36.9dB	Ethernet: Out-of-band 1G port (Back) Console: RJ45 RS232 (Back) Console: Mini-USB (Front) Storage: USB (Front)	XSM4324S					
M4300-24X	Half-width 1-unit 1U 2-unit 1U rack mount	480 Gps	24 ports 100M; 1G; 10G	4 ports (shared, back) 1G; 10G	-	Modular 1 bay 1 PSU included: APS250W	Fixed Front-to-back 37dB	Ethernet: Out-of-band 1G port (Back) Console: RJ45 RS232 (Back) Console: Mini-USB (Front) Storage: USB (Front)	XSM4324CS					
M4300-24XF	Half-width 1-unit 1U 2-unit 1U rack mount	480 Gps	2 ports (shared, back) 100M; 1G; 10G	24 ports 1G; 10G	-	Modular 1 bay 1 PSU included: APS250W	Fixed Front-to-back 39.07dB	Ethernet: Out-of-band 1G port (Back) Console: RJ45 RS232 (Back) Console: Mini-USB (Front) Storage: USB (Front)	XSM4324FS					
M4300-24X24F	Full width 1-unit 1U rack mount	960 Gps	24 ports (independent) 100M; 1G; 10G	24 ports (independent) 1G; 10G	-	Modular 2 bays 1 PSU included: APS250W	Fixed Front-to-back 35.8dB	Ethernet: Out-of-band 1G port (Front) Console: RJ45 RS232 (Front) Console: Mini-USB (Front) Storage: USB (Front)	XSM4348S					
M4300-48X	Full width 1-unit 1U rack mount	960 Gps	48 ports 100M; 1G; 10G	4 ports (shared) 1G; 10G	-	Modular 2 bays 1 PSU included: APS250W	Fixed Front-to-back 40.3dB	Ethernet: Out-of-band 1G port (Back) Console: RJ45 RS232 (Back) Console: Mini-USB (Front) Storage: USB (Front)	XSM4348CS					
M4300-48XF	Full width 1-unit 1U rack mount	960 Gps	2 ports (shared) 100M; 1G; 10G	48 ports 1G; 10G	-	Modular 2 bays 1 PSU included: APS250W	Fixed Front-to-back 42.04dB	Ethernet: Out-of-band 1G port (Back) Console: RJ45 RS232 (Back) Console: Mini-USB (Front) Storage: USB (Front)	XSM4348FS					
M4300-96X	Modular 1-unit 2U rack mount	1.920 Tbps	up to 96 ports 100M; 1G; 2.5G; 5G; 10G	up to 96 ports 1G; 10G	Up to 24 ports 40G	Modular 2 bays for APS600W or APS1200W	Fixed Front-to-back 35.8dB (no PoE) 66.8dB (max PoE)	Ethernet: Out-of-band 1G port (Back) Console: RJ45 RS232 (Back) Console: Mini-USB (Back) Storage: USB (Back)	XSM4396K0					
										12 slots for port expansion cards:	APM408C (8 ports)	APM408F (8 ports)	APM402XL (2 ports)	Empty switch version, no PSU (PSU must be purchased separately)
											APM408P (8 ports PoE+)*			Starter Kit with the switch, 48 x SFP+ (6 x APM408F) and 1 PSU APS600W
											* Only first 6 slots are delivering PoE power to APM408P cards for 48 PoE+ ports per switch. APS1200W PSU is preferred for PoE applications.			
											110V/220V AC	34W (min) 232W (max) PoE Budget with 1 x APS600W PSU, or 1+1 redundant*	110V/220V AC	1,440W (min/max) PoE Budget with 2 x APS1200W PSUs in shared mode*
	110V/220V AC	634W (min) 832W (max) PoE Budget with 2 x APS600W PSUs in shared mode	110V AC	1,084W (min) 1,282W (max) PoE Budget with APS600W+APS1200W PSUs in shared mode										
	110V AC	484W (min) 682W (max) PoE Budget with 1 x APS1200W PSU, or 1+1 redundant	220V AC	1,234W (min) 1,432W (max) PoE Budget with APS600W+APS1200W PSUs in shared mode										
	220V AC	634W (min) 832W (max) PoE Budget with 1 x APS1200W PSU, or 1+1 redundant												

* PoE Budget depends on number of PSU and APM port cards per switch. Min values above are guaranteed when 6xAPM408P (48x10G PoE+) plus any combination of 6 other port cards. Max values are guaranteed when only 6xAPM408P (48x10G PoE+) per switch, or less. APS600W provides 600W@110V/220VAC; APS1200W delivers 1,050W@110VAC or 1,200W@220VAC per PSU. The system consumes 110W, plus 5W per empty slot. APM408C/APM408P consume 38W per port card. APM408F/APM402XL consume 23W per port card.

Hardware at a Glance

			FRONT			REAR		MANAGEMENT	
1G models Model name	Form-Factor	Switching Fabric	10/100/ 1000 BASE-T RJ45 ports	100/1000/ 10G BASE-T RJ45 ports	1000/10G BASE-X SFP+ ports	PSU	Fans	Out-of-band Console	Model number
M4300-28G	Full width 1-unit 1U rack mount	128 Gps	24 ports (No 10M/half on ports 17-24)	2 ports (independent) 100M; 1G; 10G	2 ports (independent) 1G; 10G	Modular 2 bays 1 PSU included: APS150W	Fixed Front-to-back 30.3dB	Ethernet: Out-of-band 1G port (Front) Console: RJ45 RS232 (Back) Console: Mini-USB (Front) Storage: USB (Front)	GSM4328S
M4300-52G	Full width 1-unit 1U rack mount	176 Gps	48 ports (No 10M/half 17-24 and 41-48)	2 ports (independent) 100M; 1G; 10G	2 ports (independent) 1G; 10G	Modular 2 bays 1 PSU included: APS150W	Fixed Front-to-back 31.5dB	Ethernet: Out-of-band 1G port (Front) Console: RJ45 RS232 (Back) Console: Mini-USB (Front) Storage: USB (Front)	GSM4352S
M4300-28G-PoE+	Full width 1-unit 1U rack mount	128 Gps	24 ports PoE+ (No 10M/half on ports 17-24)	2 ports (independent) 100M; 1G; 10G	2 ports (independent) 1G; 10G	Modular 2 bays 1 PSU included: APS550W	Fixed Front-to-back 39.8dB	Ethernet: Out-of-band 1G port (Front) Console: RJ45 RS232 (Back) Console: Mini-USB (Front) Storage: USB (Front)	GSM4328PA
								110V AC input 220V AC input	630W PoE Budget with 1 PSU 630W PoE Budget with 2 PSUs in RPS mode 720W PoE Budget with 2 PSUs in EPS mode
M4300-52G-PoE+	Full width 1-unit 1U rack mount	176 Gps	48 ports PoE+ (No 10M/half 17-24 and 41-48)	2 ports (independent) 100M; 1G; 10G	2 ports (independent) 1G; 10G	Modular 2 bays RPS connector 1 PSU included: APS550W	Fixed Front-to-back 39.8dB	Ethernet: Out-of-band 1G port (Front) Console: RJ45 RS232 (Back) Console: Mini-USB (Front) Storage: USB (Front)	GSM4352PA
								110V/220V AC input	480W PoE Budget with 1 PSU 480W PoE Budget with 2 PSUs in RPS mode 720W PoE Budget with 2 PSUs in EPS mode
			110V AC input 220V AC input	591W PoE Budget with 1 PSU 591W PoE Budget with 2 PSUs in RPS mode 1,010W PoE Budget with 2 PSUs in EPS mode	860W PoE Budget with 1 PSU 860W PoE Budget with 2 PSUs in RPS mode 1,440W PoE Budget with 2 PSUs in EPS mode			External RPS4000 for power redundancy (RPS) when 2 internal PSUs are used in EPS mode	

PoE models: APS550W and APS1000W cannot be mixed and matched. A switch can only have two APS550W, or two APS1000W. PA versions can be upgraded to PB, but their APS550W must be replaced by APS1000W (and reversely).

Software at a Glance

LAYER 3 PACKAGE												
Model name	Management	Usability Enhancements	IPv4/IPv6 ACL and QoS, DiffServ	IPv4/IPv6 Multicast filtering	IPv4 / IPv6 Policing and Convergence	Spanning Tree Green Ethernet	VLANs	Trunking Port Channel	IPv4/IPv6 Authentication Security	IPv4/IPv6 Static Routing	IPv4/IPv6 Dynamic Routing	Model number
M4300 series	Out-of-band; Web GUI; HTTPs; CLI; Telnet; SSH SNMP, MIBs RSPAN Radius Users, TACACS+	Stacking NSF with Hitless Failover Link Dependency (Enable or Disable one or more ports based on the link state of one or more different ports) Syslog and Packet Captures can be sent to USB storage	Ingress/ egress 1 Kbps shaping Time-based Single Rate Policing	NETGEAR IGMP Plus™ for automatic IGMP IGMPv3 MLDv2 Snooping, Proxy ASM & SSM IGMPv1,v2 Querier (compatible v3) Control Packet Flooding	Auto-VoIP Auto-iSCSI Policy-based routing (PBR) LLDP-MED IEEE 1588 PTPv2** 1-Step End-to-End Transparent Clock	STP, MTP, RSTP PV(R)STP¹ BPDU/STRG Root Guard EEE (802.3az)	Static, Dynamic, Voice, MAC GVRP/ GMRP Double VLAN mode Private VLANs	Distributed LAG across the stack Static or Dynamic LACP (LACP automatically reverts to and from Static LAG) Seven (7) L2/ L3/L4 hashing algorithms	Successive Tiering (DOT1X; MAB; Captive Portal) DHCP Snooping Dynamic ARP Inspection IP Source Guard	Port, Subnet, VLAN routing, DHCP Relay; Multicast static routes; Stateful DHCPv6 Server	IPv4: RIP, VRRP IPv4/IPv6: OSPF, Proxy ARP, PIM-SM, PIM-DM, 6-to-4 tunnels	All models

¹ CLI only ** All M4300 models except 48-port 10G platforms (M4300-24X24F, M4300-48X, M4300-48XF). Standalone mode, or Stack Master only. On M4300-52G and M4300-52G-PoE+ models, PTP is supported between port 1 and port 24, and between port 25 and port 48.

Performance at a Glance

TABLE SIZE*													
Model name	MAC ARP/ NDP	Routing / Switching Capacity	Throughput	Application Route Scaling	Packet Buffer	Latency	IP Multicast Forwarding Entries	CPU	Multicast IGMP Group membership	VLANs	DHCP	sFlow	Model number
M4300-96X	256K MAC* 8K ARP/ NDP*	1,920 Tbps Line-rate	2,857 Mpps	Static: 64v4/ 64v6 RIP: 512 OSPF: 12,000	96Mb	64-byte frames <2.56µs 10G RJ45 <0.89µs 10G SFP	2,048 IPv4 1,024 IPv6	CPU 1.4 Ghz 2GB RAM 256MB Flash	2K IPv4 2K IPv6	4K VLANs	DHCP Server: 2K leases IPv4: 256 pools IPv6: 16 pools	416 samplers 416 pollers 8 receivers	XSM4396K0 XSM4396K1
M4300-24X24F M4300-48X M4300-48XF	128K MAC* 8K ARP/ NDP*	960 Gbps Line-rate	714 Mpps	Static: 64v4/ 64v6 RIP: 512 OSPF: 12,000	56Mb	M4300-24X24F <2.39µs 10G RJ45 <0.88µs 10G SFP+ M4300-48X <2.41µs 10G RJ45 <1.51µs 10G SFP+ M4300-48XF <1.245µs 10G RJ45 <0.9µs 10G SFP+	1,024 IPv4 512 IPv6	CPU 800 Mhz 1GB RAM 256MB Flash					XSM4348S XSM4348CS XSM4348FS
M4300 other models	16K MAC 888 ARP/ NDP	Up to 480 Gbps All models Line-rate	Up to 357 Mpps	Static: 64v4/ 64v6 RIP: 512 OSPF: 512	M4300-12X12F, 24X and 24XF: 32Mb Others: 16Mb	M4300-8X8F: <2.43µs 10G RJ45 <0.89µs 10G SFP+ All others: <2.76µs 10G RJ45 <1.83µs 10G SFP+	96 IPv4 32 IPv6	CPU 800 Mhz 1GB RAM 256MB Flash					All other models

* For mixed stacking between more capable devices and less capable devices, SDM mixed stacking template is used based on "least common denominator" set of capacities and capabilities. Other SDM "native" templates can be used on superior platforms, for a larger table size. A stack requires an uniform table size across all stack members.

Product Brief

The M4300 Stackable L3 Managed Switch Series comes with 40G, 10G and 1G models in a variety of form factors including PoE+ full provisioning. M4300 Switch Series delivers IPv4/IPv6 rich services for mid-enterprise edge and SMB core with mixed stacking between 40-, 10- and 1-Gigabit models. Layer 3 feature set includes static and policy-based routing, RIP, VRRP, OSPF, and PIM dynamic routing. M4300 is ideal for server aggregation, wireless access, unified communications and Video-over-IP.

NETGEAR M4300 series key features:

- Cost effective 1G access layer in campus LAN networks, and high performance 10G/40G distribution layer for midsize organizations networks
- Zero Touch AV-over-IP with pre-configured L2 Multicast (SDVoE-ready)
- Advanced Layer 2, Layer 3 and Layer 4 feature set - no license required - including Policy Based Routing, RIP, VRRP, OSPF and PIM
- Innovative mixed "Spine and Leaf", 1G, 10G and 40G stacking with nonstop forwarding (NSF) and hitless failover redundancy
- Low acoustics, half-width 16-port and 24-port 10G models can be paired in a single rack space for redundant Top of Rack
- Modular 12-slot 2RU model scaling up to 96-port 10G by multiple of 8 ports or 24-port 40G by multiple of 2 ports
- Up to 768 (10 Gigabit) ports, 192 (40 Gigabit) ports or 384 (1 Gigabit) ports, or a combination in a single logical switch
- PoE+ (30 watts per port) with hot swap, redundant power supplies and full provisioning

NETGEAR M4300 series software features:

- Advanced classifier-based, time-based hardware implementation for L2 (MAC), L3 (IP) and L4 (UDP/TCP transport ports) security and prioritization
- Selectable Port-Channel/LAG (802.3ad - 802.1AX) L2/L3/L4 hashing for fault tolerance and load sharing with any type of Ethernet channeling
- Voice VLAN with SIP, H323 and SCCP protocols detection and LLDP-MED IP phones automatic QoS and VLAN configuration
- Efficient authentication tiering with successive DOT1X, MAB and Captive Portal methods for streamlined BYOD
- Comprehensive IPv4/IPv6 static and dynamic routing including Proxy ARP, OSPF, Policy-based routing and automatic 6-to-4 tunneling
- Scalable Pro AV deployments with NETGEAR IGMP Plus™ automatic L2 multicast (only subscribed videos flow from one switch to the other across the L2 topology)
- High performance IPv4/IPv6 multicast routing with PIM timer accuracy and unhandled PIM (S,G,rpt) state machine events transitioning
- Advanced IPv4/IPv6 security implementation including malicious code detection, DHCP Snooping, IP Source Guard protection and DoS attacks mitigation
- Innovative multi-vendor Auto-iSCSI capabilities for easier virtualization optimization

NETGEAR M4300 series resiliency and availability features:

- Dual redundant, modular power supplies equipping full width models contribute to business continuity management
- Vertical or horizontal flexible stacking with management unit hitless failover and nonstop forwarding (NSF) across operational stack members
- Spine and leaf architecture with every leaf switch (1G access switches) connecting to every spine switch (distributed 10G "core" switches)
- Stacking and distributed link aggregation allow for multi-resiliency with zero downtime and load balancing capabilities
- Link Dependency new feature enables or disables ports based on the link state of different ports
- Per VLAN Spanning Tree and Per VLAN Rapid Spanning Tree (PVSTP/PVRSTP) offer interoperability with PVST+ infrastructures

NETGEAR M4300 series management features:

- DHCP/BootP innovative auto-installation including firmware and configuration file upload automation
- Industry standard SNMP, RMON, MIB, LLDP, AAA, sFlow, RSPAN and PTPv2 1-step transparent clock implementation (select M4300 models)
- Service port for out-of-band Ethernet management (OOB)
- Standard RS232 straight-through serial RJ45 and Mini-USB ports for local management console
- Standard USB port for local storage, logs, configuration or image files
- Dual firmware image for updates with minimum service interruption
- Industry standard command line interface (CLI) for IT admins used to other vendors commands
- Fully functional Web console (GUI) for IT admins who prefer an easy to use graphical interface
- Single-pane-of-glass NMS300 management platform with mass-configuration support

NETGEAR M4300 series warranty and support:

- NETGEAR ProSAFE Limited Lifetime Hardware Warranty**
- Included Lifetime Technical Support
- Included Lifetime Next Business Day Hardware Replacement

Modern access layer features highlights

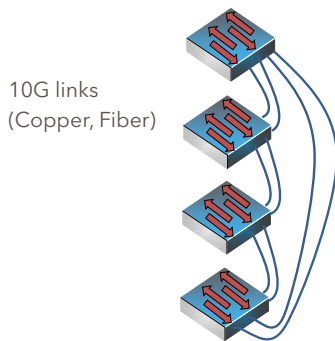
High Density Layer 2/Layer 3/Layer 4 Stackable Switch Solution

M4300 switch series supports Nonstop Forwarding (NSF) virtual chassis stacking with up to 8 switches in a single logical switch, with hitless management failover

- Any 40G or 10G port (copper, fiber) and any media type (RJ45, SFP+, DAC) can be used for stacking on any M4300 models
- Hot-swappable stacking of up to 8 units, vertical or horizontal
- 40G and 10G models can stack with 1G models in legacy dual ring topologies, or innovative spine and leaf topologies
- L2, L3 and L4 switching features (access control list, classification, filtering, IPv4/IPv6 routing, IPv6 transition services) are performed in hardware at interface line rate for voice, video, and data convergence

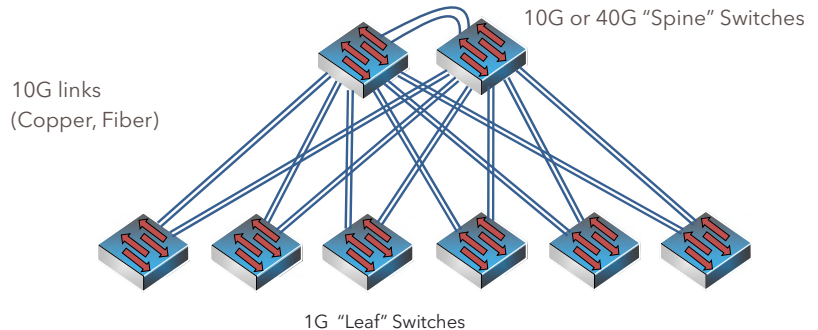
M4300 series Layer 3 software package provides advanced IPv4/IPv6 fault tolerant routing capabilities for interfaces, VLANs, subnets and multicast

Example of single or dual ring topology:



1G models: up to (4) 10G ports per switch can be used for stacking (depending on inter-switch links oversubscription requirements)

Example of spine and leaf topology:



10G/40G models: up to (16) 40G or 10G ports per switch can be used for stacking (again, depending on oversubscription requirements between switches)

Best value switching performance:

96p 10G models: 256K MAC address table, 4K concurrent VLANs and 12K Layer 3 route table size for the most demanding enterprise or campus networks

48p 10G models: 128K MAC address table and same other constants as 96p 10G models

All other models: 16K MAC address table, 4K concurrent VLANs and 512 Layer 3 route table size for typical midsize environments

Mixed stacking between more capable and less capable devices uses SDM template based on "least common denominator" set of capacities and capabilities

Each switch provides line-rate local switching and routing capacity

80 PLUS certified power supplies for energy high efficiency

Full width models come with two PSU bays: a second PSU (sold separately) will add 1+1 power redundancy

Increased packet buffering with up to 96Mb (96p 10G models), 72 Mb (48p 10G models), 32 Mb (24p 10G models) and 16 Mb (all other models)

Low latency at all network speeds, including 40 Gigabit and 10 Gigabit copper / fiber interfaces

Jumbo frames support of up to 9Kb accelerating storage performance for backup and cloud applications

iSCSI Flow Acceleration and Automatic Protection/ QoS for virtualization and server room networks containing iSCSI initiators and iSCSI targets

- Detecting the establishment and termination of iSCSI sessions and connections by snooping packets used in the iSCSI protocol
- Maintaining a database of currently active iSCSI sessions and connections to store data, including classifier rules for desired QoS treatment
- Installing and removing classifier rule sets as needed for the iSCSI session traffic
- Monitoring activity in the iSCSI sessions to allow for aging out session entries if the session termination packets are not received
- Avoiding session interruptions during times of congestion that would otherwise cause iSCSI packets to be dropped

Tier 1 availability

Virtual Chassis Stacking technology upsurges overall network availability, providing both better resiliency in network architectures, and better performance with advanced load balancing capabilities between network uplinks

- Up to (8) M4300 switches can be aggregated using a virtual back plane and a single console or web management interface
- There is no 10G or 40G port pre-configured as Stacking port: all 10G or 40G ports are configured in Ethernet mode by default
 - Port configuration can be changed to Stack mode in Web GUI (System/ Stacking/Advanced/Stack-port Configuration)
 - Or using CLI command << #stack-port unit/slot/port stack >> in Stack Global Configuration section
- Other devices in the network see the stack as a single bridge or a single router
- Within the stack, a switch is elected (or chosen based on priority settings) as the “management unit” responsible for the stack members’ routing tables
- Another switch is designated (or chosen based on priority settings) as an alternate, backup management unit
- In typical spine and leaf architectures, 10G / 40G “spine” switches are meant to handle management unit and backup management unit roles
- The Non-Stop Forwarding (NSF) feature enables the stack to secure forwarding end-user traffic when the management unit fails
- Non-Stop Forwarding is supported for the following events:
 - Power failure of the management unit
 - Other hardware failure causing the management unit to hang or to reset
 - Software failure causing the management unit to hang or to reset
 - Failover initiated by the administrator
 - Loss of cascade connectivity between the management unit and the backup unit
- As the backup management unit takes over, end-user data streams may lose a few packets, but do not lose their IP sessions, such as VoIP calls
- Instant failover from management unit to redundant management unit is hitless for world-class resiliency and availability
- Back to normal production conditions, hitless failback requires a command in CLI or in GUI, for more control

Adding a second PSU to full width models enables redundant 1+1 power protection and contributes to business continuity management

Distributed Link Aggregation, also called Port Channeling or Port Trunking, offers powerful network redundancy and load balancing between stacked members

- Servers and other network devices benefit from greater bandwidth capacity with active-active teaming (LACP–link aggregation control protocol)
- From a system perspective, a LAG (Link Aggregation Group) is treated as a physical port by M4300 stack for even more simplicity

Rapid Spanning Tree (RSTP) and Multiple Spanning Tree (MSTP) allow for rapid transitioning of the ports to the Forwarding state and the suppression of Topology Change Notification

NETGEAR PVSTP implementation (CLI only) follows the same rules than other vendor’s Per VLAN STP for strict interoperability

- Including industry-standard PVST+ interoperability
- PVSTP is similar to the MSTP protocol as defined by IEEE 802.1s, the main difference being PVSTP runs one instance per VLAN
- In other words, each configured VLAN runs an independent instance of PVSTP
- FastUplink feature immediately moves an alternate port with lowest cost to forwarding state when the root port goes down to reduce recovery time
- FastBackbone feature selects new indirect port when an indirect port fails

NETGEAR PVRSTP implementation (CLI only) follows the same rules than other vendor’s Per VLAN RSTP for strict interoperability

- Including industry-standard RPVST+ interoperability
- PVRSTP is similar to the RSTP protocol as defined by IEEE 802.1w, the main difference being PVRSTP runs one instance per VLAN
- In other words, each configured VLAN runs an independent instance of PVRSTP
- Each PVRSTP instance elects a root bridge independent of the other
- Hence there are as many Root Bridges in the region as there are VLANs configured
- Per VLAN RSTP has in built support for FastUplink and FastBackbone

IP address conflict detection performed by embedded DHCP servers prevents accidental IP address duplicates from perturbing the overall network stability

IP Event Dampening reduces the effect of interface flaps on routing protocols: the routing protocols temporarily disable their processing (on the unstable interface) until the interface becomes stable, thereby greatly increasing the overall stability of the network

Ease of deployment

Automatic configuration with DHCP and BootP Auto Install eases large deployments with a scalable configuration files management capability, mapping IP addresses and host names and providing individual configuration files to multiple switches as soon as they are initialized on the network

Both the Switch Serial Number and Switch primary MAC address are reported by a simple "show" command in the CLI - facilitating discovery and remote configuration operations

M4300 DHCP L2 Relay agents eliminate the need to have a DHCP server on each physical network or subnet

- DHCP Relay agents process DHCP messages and generate new DHCP messages
- Supports DHCP Relay Option 82 circuit-id and remote-id for VLANs
- DHCP Relay agents are typically IP routing-aware devices and can be referred to as Layer 3 relay agents

Automatic Voice over IP prioritization with Auto-VoIP simplifies most complex multi-vendor IP telephones deployments either based on protocols (SIP, H323 and SCCP) or on OUI bytes (default database and user-based OUIs) in the phone source MAC address; providing the best class of service to VoIP streams (both data and signaling) over other ordinary traffic by classifying traffic, and enabling correct egress queue configuration

An associated Voice VLAN can be easily configured with Auto-VoIP for further traffic isolation

When deployed IP phones are LLDP-MED compliant, the Voice VLAN will use LLDP-MED to pass on the VLAN ID, 802.1P priority and DSCP values to the IP phones, accelerating convergent deployments

Versatile connectivity

24- and 48-port 1G models with 10G uplinks, including 2-port 10GBASE-T and 2-port 10GBASE-X SFP+

IEEE 802.3at Power over Ethernet Plus (PoE+) provides up to 30W power per port using 2 pairs while offering backward compatibility with 802.3af

- IEEE 802.3at Layer 2 LLDP method and 802.3at PoE+ 2-event classification method fully supported for compatibility with most PoE+ PD devices

16-, 24-, 48- and 96-port 10G models with a variety of 10GBASE-T and 10GBASE-X SFP+ interfaces

M4300-96X offers 12 slots for 8x10G or 2x40G port expansion cards and hundreds of combinations

Large 10 Gigabit choice with SFP+ ports for fiber or short, low-latency copper DAC cables; 10GBASE-T ports for legacy Cat6 RJ45 short connections (up to 55m) and Cat6A / Cat7 connections up to 100m

Automatic MDIX and Auto-negotiation on all ports select the right transmission modes (half or full duplex) as well as data transmission for crossover or straight-through cables dynamically for the admin

1G models (M4300-28G and M4300-52G, PoE+ versions included): the 10 Mbps / Half Duplex mode isn't supported on ports 17-24 and 41-48

Link Dependency feature enables or disables one or more ports based on the link state of one or more different ports

IPv6 full support with IPv6 host, dual stack (IPv4 and IPv6), multicasting (MLD for IPv6 filtering and PIM-SM / PIM-DM for IPv6 routing), ACLs and QoS, static routing and dynamic routing (OSPFv3) as well as Configured 6to4 and Automatic 6to4 tunneling for IPv6 traffic encapsulation into IPv4 packets

Ease of management and granular control

Dual firmware image and dual configuration file for transparent firmware updates / configuration changes with minimum service interruption

Flexible Port-Channel/LAG (802.3ad - 802.1AX) implementation for maximum compatibility, fault tolerance and load sharing with any type of Ethernet channeling from other vendors switch, server or storage devices conforming to IEEE 802.3ad - including static (selectable hashing algorithms) - or to IEEE 802.1AX with dynamic LAGs or port-channel (highly tunable LACP Link Aggregation Control Protocol)

LACP mode automatically reverts to and from Static LAG, useful when the host isn't LACP anymore, for instance during a factory reset or re-configuration

Unidirectional Link Detection Protocol (UDLD) and Aggressive UDLD detect and avoid unidirectional links automatically, in order to prevent forwarding anomalies in a Layer 2 communication channel in which a bi-directional link stops passing traffic in one direction

Port names feature allows for descriptive names on all interfaces and better clarity in real word admin daily tasks

SDM (System Data Management, or switch database) templates allow for granular system resources distribution depending on IPv4 or IPv6 applications

- ARP Entries (the maximum number of entries in the IPv4 Address Resolution Protocol ARP cache for routing interfaces)
- IPv4 Unicast Routes (the maximum number of IPv4 unicast forwarding table entries)
- IPv6 NDP Entries (the maximum number of IPv6 Neighbor Discovery Protocol NDP cache entries)
- IPv6 Unicast Routes (the maximum number of IPv6 unicast forwarding table entries)
- ECMP Next Hops (the maximum number of next hops that can be installed in the IPv4 and IPv6 unicast forwarding tables)
- IPv4 Multicast Routes (the maximum number of IPv4 multicast forwarding table entries)
- IPv6 Multicast Routes (the maximum number of IPv6 multicast forwarding table entries)

Loopback interfaces management for routing protocols administration

Private VLANs and local Proxy ARP help reduce broadcast with added security

Management VLAN ID is user selectable for best convenience

Industry-standard VLAN management in the command line interface (CLI) for all common operations such as VLAN creation; VLAN names; VLAN "make static" for dynamically created VLAN by GVRP registration; VLAN trunking; VLAN participation as well as VLAN ID (PVID) and VLAN tagging for one interface, a group of interfaces or all interfaces at once

Simplified VLAN configuration with industry-standard Access Ports for 802.1Q unaware endpoints and Trunk Ports for switch-to-switch links with Native VLAN

System defaults automatically set per-port broadcast, multicast, and unicast storm control for typical, robust protection against DoS attacks and faulty clients which can, with BYOD, often create network and performance issues

IP Telephony administration is simplified with consistent Voice VLAN capabilities per the industry standards and automatic functions associated

Comprehensive set of "system utilities" and "Clear" commands help troubleshoot connectivity issues and restore various configurations to their factory defaults for maximum admin efficiency: traceroute (to discover the routes that packets actually take when traveling on a hop-by-hop basis and with a synchronous response when initiated from the CLI), clear dynamically learned MAC addresses, counters, IGMP snooping table entries from the Multicast forwarding database etc...

Syslog and Packet Captures can be sent to USB storage for rapid network troubleshooting

Replaceable factory-default configuration file for predictable network reset in distributed branch offices without IT personnel

All major centralized software distribution platforms are supported for central software upgrades and configuration files management (HTTP, TFTP), including in highly secured versions (HTTPS, SFTP, SCP)

Simple Network Time Protocol (SNTP) can be used to synchronize network resources and for adaptation of NTP, and can provide synchronized network timestamp either in broadcast or unicast mode (SNTP client implemented over UDP - port 123)

Embedded RMON (4 groups) and sFlow agents permit external network traffic analysis

Engineered for convergence and AV-over-IP

Audio (Voice over IP) and Video (multicasting) comprehensive switching, filtering, routing and prioritization

Auto-VoIP, Voice VLAN and LLDP-MED support for IP phones QoS and VLAN configuration

IEEE 1588 (section 10 and 11.5) PTPv2 Transparent Clock (TC) End-to-End implementation considering the residence time of PTPv2 packets from ingress to egress

- The 48-port 10G models (M4300-24X24F, M4300-48X, M4300-48XF) don't support PTPv2 E2E TC
- 1-step Transparent Clock mode, using the residence time of the PPTPv2 packet at the egress port level in Standalone mode, or Stack Master only
- On M4300-52G and M4300-52G-PoE+ models, PTPv2 is supported between port 1 and port 24, and between port 25 and port 48
- The "Sync & Delay_Req" field of passing/egressing out PTPv2 packets is updated with the residence time in the switch, the other fields in PTPv2 packets ("Announce", "Delay_Resp", "Pdelay_Req" and "Pdelay_Resp") are not updated

NETGEAR IGMP Plus™ enhanced implementation for automatic multicast across a M4300 / M4500 L2 network (Spine and Leaf topologies), removing the need for L3 PIM routing

- IGMP Plus is pre-configured on default VLAN 1 out of the box in all M4300 and M4500 models (M4300: starting 12.0.8.x release)
- IGMP Plus can be configured on another VLAN for automatic IGMP across switches on that VLAN (uplinks can make part of that VLAN in trunk mode)
- IGMP Plus allow AV-over-IP devices (TX/Encoders and RX/Decoders) to be connected across multiple M4300 and M4500 switches in a star topology
- New show igmpsnoping group command in CLI and GUI displays the Source and Group IP addresses along with their corresponding MAC addresses that are learnt through IGMP Snooping in a given VLAN on a given interface

IGMP Snooping and Proxy for IPv4, MLD Snooping and Proxy for IPv6, and Querier mode facilitate fast receivers joins and leaves for multicast streams and ensure multi-cast traffic only reaches interested receivers everywhere in a Layer 2 or a Layer 3 network, including source-specific (SSM) and any-source (ASM) multicast

Multicast VLAN Registration (MVR) uses a dedicated Multicast VLAN to forward multicast streams and avoid duplication for clients in different VLANs

Distance Vector Multicast Routing Protocol (DVMRP) is a dense mode multicast protocol also called Broadcast and Prune Multicasting protocol

- DVMRP uses a distributed routing algorithm to build per-source-group multicast trees
- DVMRP assumes that all hosts are part of a multicast group until it is informed of multicast group changes
- It dynamically generates per-source-group multicast trees using Reverse Path Multicasting
- Trees are calculated and updated dynamically to track membership of individual groups

Multicast routing (PIM-SM and PIM-DM, both IPv4 and IPv6) ensure multicast streams can reach receivers in different L3 subnets

- Multicast static routes allowed in Reverse Path Forwarding (RPF) selection
- Multicast dynamic routing (PIM associated with OSPF) including PIM multi-hop RP support for routing around damage advanced capabilities
- Full support of PIM (S,G,Rpt) state machine events as described in RFC 4601
- Improved Multicast PIM timer accuracy with hardware abstraction layer (HAPI) polling hit status for multicast entries in real time (without caching)

PoE power management and schedule enablement

Power redundancy for higher availability when mission critical convergent installation, including hot-swap main PSU replacement without interruption

Layer 3 routing package

Static Routes/ECMP Static Routes for IPv4 and IPv6

- Static and default routes are configurable with next IP address hops to any given destination
- Permitting additional routes creates several options for the network administrator
- The admin can configure multiple next hops to a given destination, intending for the router to load share across the next hops
- The admin distinguishes static routes by specifying a route preference value: a lower preference value is a more preferred static route
- A less preferred static route is used if the more preferred static route is unusable (down link, or next hop cannot be resolved to a MAC address)
- Preference option allows admin to control the preference of individual static routes relative to routes learned from other sources (such as OSPF) since a static route will be preferred over a dynamic route when routes from different sources have the same preference

Advanced Static Routing functions for administrative traffic control

- Static Reject Routes are configurable to control the traffic destined to a particular network so that it is not forwarded through the router
- Such traffic is discarded and the ICMP destination unreachable message is sent back to the source
- Static reject routes can be typically used to prevent routing loops
- Default routes are configurable as a preference option

In order to facilitate VLAN creation and VLAN routing using Web GUI, a VLAN Routing Wizard offers following automated capabilities:

- Create a VLAN and generate a unique name for VLAN
- Add selected ports to the newly created VLAN and remove selected ports from the default VLAN
- Create a LAG, add selected ports to a LAG, then add this LAG to the newly created VLAN
- Enable tagging on selected ports if the port is in another VLAN
- Disable tagging if a selected port does not exist in another VLAN
- Exclude ports that are not selected from the VLAN
- Enable routing on the VLAN using the IP address and subnet mask entered as logical routing interface

DHCP Relay Agents relay DHCP requests from any routed interface, including VLANs, when DHCP server doesn't reside on the same IP network or subnet

- The agent relays requests from a subnet without a DHCP server to a server or next-hop agent on another subnet
- Unlike a router which switches IP packets transparently, a DHCP relay agent processes DHCP messages and generates new DHCP messages
- Supports DHCP Relay Option 82 circuit-id and remote-id for VLANs
- Multiple Helper IPs feature allows to configure a DHCP relay agent with multiple DHCP server addresses per routing interface and to use different server addresses for client packets arriving on different interfaces on the relay agent server addresses for client packets arriving on different interfaces on the relay agent

Virtual Router Redundancy Protocol (VRRP) provides backup for any statically allocated next-hop router address going down, based on RFC 3768 (IPv4)

- VRRP is based on the concept of having more than one router recognize the same router IP address
- VRRP increases the availability of the default path without requiring configuration of dynamic routing, or router discovery protocols on end stations
- Multiple virtual routers can be defined on any single router interface
- One of the routers is elected the master router and handles all traffic sent to the specified virtual router IP address
- When the master router fails, one of the backup routers is elected in its place and starts handling traffic sent to the address

As an enhancement to RFC 3768, VRRP Interface can be configured as pingable to help troubleshoot network connectivity issues

- In that case, VRRP master responds to both fragmented and unfragmented ICMP echo requests packets destined to VRRP address(es)
- VRRP master responds with VRRP address as the source IPv4 address and VRMAC as the source MAC address
- A virtual router in backup state discards these ICMP echo requests

VRRP Route/Interface Tracking feature extends the capability of the Virtual Router Redundancy Protocol (VRRP)

- Allows tracking of specific route/interface IP states, within the router, that can alter the priority level of a virtual router for a VRRP group
- It ensures the best VRRP router is master for the group

Router Discovery Protocol is an extension to ICMP and enables hosts to dynamically discover the IP address of routers on local IP subnets

- Based on RFC 1256 for IPv4
- Routers periodically send router discovery messages to announce their presence to locally-attached hosts
- The router discovery message advertises one or more IP addresses on the router that hosts can use as their default gateway
- Hosts can send a router solicitation message asking any router that receives the message to immediately send a router advertisement
- Router discovery eliminates the need to manually configure a default gateway on each host
- It enables hosts to switch to a different default gateway if one goes down

Loopback interfaces are available as dynamic, stable IP addresses for other devices on the network, and for routing protocols

Tunnel interfaces are available for IPv4 and IPv6

- Each router interface (port, or VLAN interface) can have multiple associated tunnel interfaces
- Support for Configured 6to4 (RFC 4213) and Automatic 6to4 tunneling (RFC 3056) for IPv6 traffic encapsulation into IPv4 packets
- 6to4 tunnels are automatically formed for IPv4 tunnels carrying IPv6 traffic
- M4300 can act as a 6to4 border router that connects a 6to4 site to a 6to4 domain

Support of Routing Information Protocol (RIPv2) as a distance vector protocol specified in RFC 2453 for IPv4

- Each route is characterized by the number of gateways, or hops, a packet must traverse to reach its intended destination
- Categorized as an interior gateway protocol, RIP operates within the scope of an autonomous system

Route Redistribution feature enables the exchange of routing information among different routing protocols all operating within a router

- Configurable when different routing protocols use different ways of expressing the distance to a destination or different metrics and formats
- For instance, when OSPF redistributes a route from RIP, and needs to know how to set each of the route's path attributes

Open Shortest Path First (OSPF) link-state protocol for IPv4 and IPv6

- For IPv4 networks, OSPF version 2 is supported in accordance with RFC 2328, including compatibility mode for the RFC 1583 older specification
- For IPv6 networks, OSPF version 3 is fully supported
- OSPF can operate within a hierarchy, the largest entity within the hierarchy is the autonomous system (AS)
- An AS is a collection of networks under a common administration sharing a common routing strategy (routing domain)
- An AS can be divided into a number of areas or groups of contiguous networks and attached hosts
- Two different types of OSPF routing occur as a result of area partitioning: Intra-area and Inter-area
- Intra-area routing occurs if a source and destination are in the same area
- Inter-area routing occurs when a source and destination are in different areas
- An OSPF backbone distributes information between areas

Advanced OSPF implementation for large routing domains

- OSPF NSSA feature supports RFC 3101, The OSPF Not-So-Stubby Area (NSSA) Option
- Forwarding of OSPF Opaque LSAs is enabled by default
- Passive interface feature can disable sending OSPF routing updates on an interface
- Static Area Range Costs feature allows to configure a fixed OSPF cost that is always advertised when an area range is active
- OSPF Equal Cost Multipath (ECMP) feature allows to forward traffic through multiple paths, taking advantage of more bandwidth
- ECMP routes can be learned dynamically, or configured statically with multiple static routes to same destination but with different next hops
- OSPF Max Metric feature allows to to override the metric in summary type 3 and type 4 LSAs while in stub router mode
- Automatic Exiting of Stub Router Mode feature allows to exit stub router mode, reoriginating the router LSA with proper metric values on transit links
- Static Area Range Costs feature allows to configure a fixed OSPF cost that is always advertised when an area range is active

OSPF LSA Pacing feature improves the efficiency of LSA flooding, reducing or eliminating the packet drops caused by bursts in OSPF control packets

- LSA transmit pacing limits the rate of LS Update packets that OSPF can send
- With LSA refresh groups, OSPF efficiently bundles LSAs into LS Update packets when periodically refreshing self-originated LSAs

OSPF Flood Blocking feature allows to disable LSA flooding on an interface with area or AS (domain-wide) scope

- In that case, OSPF does not advertise any LSAs with area or AS scope in its database description packets sent to neighbors

OSPF Transit-Only Network Hiding is supported based on RFC 6860 with transit-only network defined as a network connecting only routers

- Transit-only networks are usually configured with routable IP addresses which are advertised in LSAs but are not needed for data traffic
- If router-to-router subnets are advertised, remote attacks can be launched against routers by sending packets to these transit-only networks
- Hiding transit-only networks speeds up network convergence and reduces vulnerability to remote attacks
- 'Hiding' implies that the prefixes are not installed in the routing tables on OSPFv2 and OSPFv3 routers

IP Multinetting allows to configure more than one IP address on a network interface (other vendors may call it IP Aliasing or Secondary Addressing)

ICMP Throttling feature adds configuration options for the transmission of various types of ICMP messages

- ICMP Redirects can be used by a malicious sender to perform man-in-the-middle attacks, or divert packets to a malicious monitor, or to cause Denial of Service (DoS) by blackholing the packets
- ICMP Echo Requests and other messages can be used to probe for vulnerable hosts or routers
- Rate limiting ICMP error messages protects the local router and the network from sending a large number of messages that take CPU and bandwidth

The Policy Based Routing feature (PBR) overrides routing decision taken by the router and makes the packet to follow different actions based on a policy

- It provides freedom over packet routing/forwarding instead of leaving the control to standard routing protocols based on L3
- For instance, some organizations would like to dictate paths instead of following the paths shown by routing protocols
- Network Managers/Administrators can set up policies such as:
 - My network will not carry traffic from the Engineering department
 - Traffic originating within my network with the following characteristics will take path A, while other traffic will take path B
 - When load sharing needs to be done for the incoming traffic across multiple paths based on packet entities in the incoming traffic

Enterprise security

Traffic control MAC Filter and Port Security help restrict the traffic allowed into and out of specified ports or interfaces in the system in order to increase overall security and block MAC address flooding issues

DHCP Snooping monitors DHCP traffic between DHCP clients and DHCP servers to filter harmful DHCP message and builds a bindings database of (MAC address, IP address, VLAN ID, port) tuples that are considered authorized in order to prevent DHCP server spoofing attacks

IP source guard and Dynamic ARP Inspection use the DHCP snooping bindings database per port and per VLAN to drop incoming packets that do not match any binding and to enforce source IP/MAC addresses for malicious users traffic elimination

Time-based Layer 2 / Layer 3-v4 / Layer 3-v6 / Layer 4 Access Control Lists (ACLs) can be binded to ports, Layer 2 interfaces, VLANs and LAGs (Link Aggregation Groups or Port channel) for fast unauthorized data prevention and right granularity

For in-band switch management, management ACLs on CPU interface (Control Plane ACLs) are used to define the IP/MAC or protocol through which management access is allowed for increased HTTP/HTTPS or Telnet/SSH management security

Out-of-band management is available via dedicated service port (1G RJ45 OOB) when in-band management can be prohibited via management ACLs

Bridge protocol data unit (BPDU) Guard allows the network administrator to enforce the Spanning Tree (STP) domain borders and keep the active topology consistent and predictable - unauthorized devices or switches behind the edge ports that have BPDU enabled will not be able to influence the overall STP by creating loops

Spanning Tree Root Guard (STRG) enforces the Layer 2 network topology by preventing rogue root bridges potential issues when for instance, unauthorized or unexpected new equipment in the network may accidentally become a root bridge for a given VLAN

Dynamic 802.1x VLAN assignment mode, including Dynamic VLAN creation mode and Guest VLAN / Un-authenticated VLAN are supported for rigorous user and equipment RADIUS policy server enforcement

802.1x MAC Address Authentication Bypass (MAB) is a supplemental authentication mechanism that lets non-802.1x devices bypass the traditional 802.1x process altogether, letting them authenticate to the network using their client MAC address as an identifier

- Up to 48 clients (802.1x) per port are supported, including the authentication of the users domain, in order to facilitate convergent deployments. For instance when IP phones connect PCs on their bridge, IP phones and PCs can authenticate on the same switch port but under different VLAN assignment policies (Voice VLAN versus other Production VLANs)
- A list of authorized MAC addresses of client NICs is maintained on the RADIUS server for MAB purpose
- MAB can be configured on a per-port basis on the switch
- MAB initiates after unsuccessful dot1x authentication process (configurable time out), when clients don't respond to any of EAPOL packets
- When 802.1X unaware clients try to connect, the switch sends the MAC address of each client to the authentication server
- The RADIUS server checks the MAC address of the client NIC against the list of authorized addresses
- The RADIUS server returns the access policy and VLAN assignment to the switch for each client

With Successive Tiering, the Authentication Manager allows for authentication methods per port for a Tiered Authentication based on configured time-outs

- By default, configuration authentication methods are tried in this order: Dot1x, then MAB, then Captive Portal (web authentication)
- With BYOD, such Tiered Authentication is powerful and simple to implement with strict policies
 - For instance, when a client is connecting, M4300 tries to authenticate the user/client using the three methods above, the one after the other
- The admin can restrict the configuration such that no other method is allowed to follow the captive portal method, for instance

Double VLANs (DVLAN) pass traffic from one customer domain to another through the "metro core" in a multi-tenancy environment: customer VLAN IDs are preserved and a service provider VLAN ID is added to the traffic so the traffic can pass the metro core in a simple, secure manner

Private VLANs (with Primary VLAN, Isolated VLAN, Community VLAN, Promiscuous port, Host port, Trunks) provide Layer 2 isolation between ports that share the same broadcast domain, allowing a VLAN broadcast domain to be partitioned into smaller point-to-multipoint subdomains across switches in the same Layer 2 network

- Private VLANs are useful in DMZ when servers are not supposed to communicate with each other but need to communicate with a router
- They remove the need for more complex port-based VLANs with respective IP interface/subnets and associated L3 routing
- Another Private VLANs typical application are carrier-class deployments when users shouldn't see, snoop or attack other users' traffic

SSL version 3 and TLS version 2 ensure Web GUI sessions are secured

Secure Shell (SSH version 2) and SNMPv3 (with or without MD5 or SHA authentication) ensure SNMP and Telnet sessions are secured

2048-bit RSA key pairs, SHA2-256 and SHA2-512 cryptographic hash functions for SSLv3 and SSHv2 are supported on all M4300 models

TACACS+ and RADIUS enhanced administrator management provides strict "Login" and "Enable" authentication enforcement for the switch configuration, based on latest industry standards: exec authorization using TACACS+ or RADIUS; command authorization using TACACS+ and RADIUS Server; user exec accounting for HTTP and HTTPS using TACACS+ or RADIUS; and authentication based on user domain in addition to user ID and password

Superior quality of service

Advanced classifier-based hardware implementation for Layer 2 (MAC), Layer 3 (IP) and Layer 4 (UDP/TCP transport ports) prioritization

8 queues (7 in a stack) for priorities and various QoS policies based on 802.1p (CoS) and DiffServ can be applied to interfaces and VLANs

Advanced rate limiting down to 1 Kbps granularity and minimum-guaranteed bandwidth can be associated with ACLs for best granularity

Single Rate Policing feature enables support for Single Rate Policer as defined by RFC 2697

- Committed Information Rate (average allowable rate for the class)
- Committed Burst Size (maximum amount of contiguous packets for the class)
- Excessive Burst Size (additional burst size for the class with credits refill at a slower rate than committed burst size)
- DiffServ feature applied to class maps

Automatic Voice over IP prioritization with protocol-based (SIP, H323 and SCCP) or OUI-based Auto-VoIP up to 144 simultaneous voice calls

iSCSI Flow Acceleration and automatic protection / QoS with Auto-iSCSI

Flow Control

802.3x Flow Control implementation per IEEE 802.3 Annex 31B specifications with Symmetric flow control, Asymmetric flow control or No flow control

Allows traffic from one device to be throttled for a specified period of time: a device that wishes to inhibit transmission of data frames from another device on the LAN transmits a PAUSE frame

The Priority Flow Control (PFC) is standardized by the IEEE 802.1Qbb specification and enables flow control per traffic class on IEEE 802 full-duplex links


- Asymmetric flow control allows the switch to respond to received PAUSE frames, but the ports cannot generate PAUSE frames
- Symmetric flow control allows the switch to both respond to, and generate MAC control PAUSE frames
- A device that wishes to inhibit transmission of data frames from another device on the LAN transmits a PAUSE frame
- By pausing congested priorities independently, highly loss sensitive protocols can share the same link with traffic that has different loss tolerances
- The priorities are differentiated by the priority field of the 802.1Q VLAN header
- PFC uses a new control packet defined in 802.1Qbb and therefore disables 802.3x standard flow control on PFC configured interfaces
- PFC comes with CLI configuration and it is only supported on M4300-12X12F, 24X, 24X24F, 48X and 96X models

UDLD Support

UDLD implementation detects unidirectional links physical ports (UDLD must be enabled on both sides of the link in order to detect an unidirectional link)

- UDLD protocol operates by exchanging packets containing information about neighboring devices
- The purpose is to detect and avoid unidirectional link forwarding anomalies in a Layer 2 communication channel

Both "normal-mode" and "aggressive-mode" are supported for perfect compatibility with other vendors implementations, including port "D-Disable" triggering cases in both modes



Target Application (IT)

Building 1

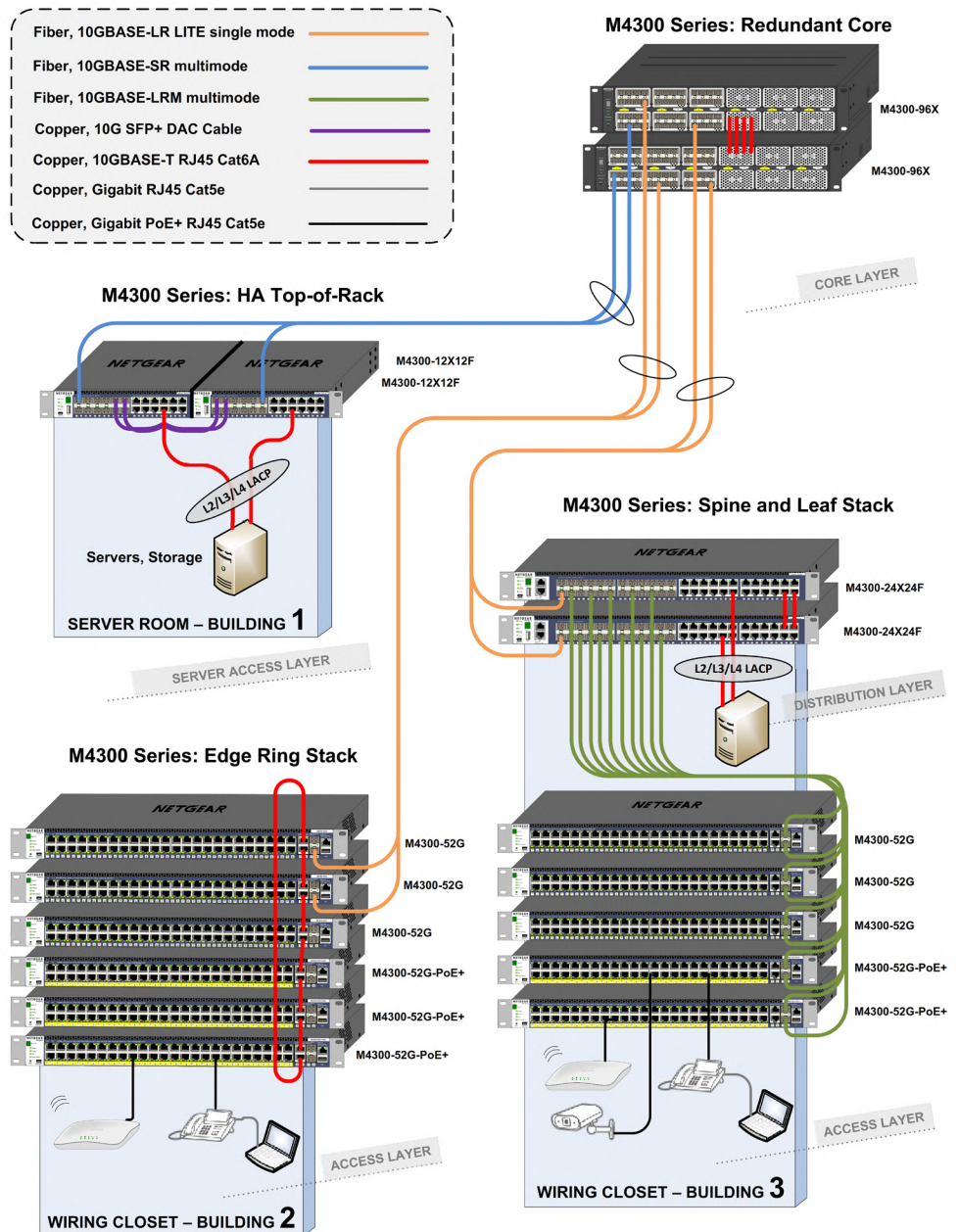
- For midsize server installations, two half-width M4300 10GbE models can be paired in a single rack space for redundant top-of-rack
- Compared with single top-of-rack switch installation, such two-unit horizontal stacking is cost-effective yet highly efficient for HA
- Management unit hitless failover and nonstop forwarding ensure no single point of failure for servers and storage

Building 2

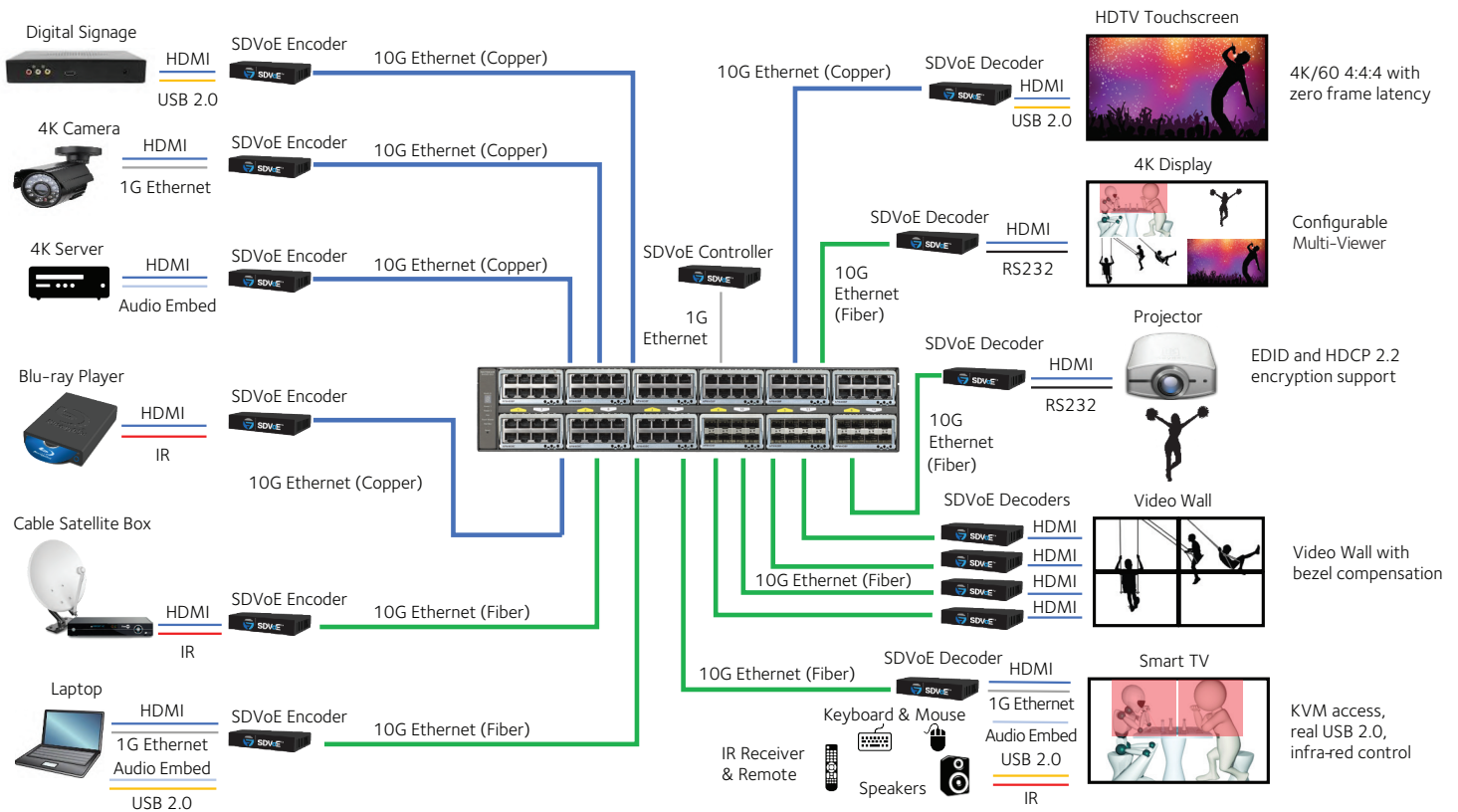
- Common for intermediate distribution frames (IDF) in K-12 and other large campuses, stacking topologies greatly simplify deployments at the edge
- While reducing the number of logical units to manage, stacking also brings network resiliency with distributed uplinks in aggregation to the core
- Management unit hitless failover and nonstop forwarding ensures continuous uptime for clients across the stack

Building 3

- For fully collapsed core installations, with a variety of 1G and 10G access ports in branch offices, server rooms or campus high performance labs
- M4300 10G models can stack with M4300 1G models, enabling innovative "spine and leaf" topologies
- Spine and leaf architectures deliver highest performance with every leaf switch (1G) connecting to every spine switch (10G) for a fully non-blocking deployment
- With management unit hitless failover and nonstop forwarding, leaf switches keep forwarding L2 and L3 traffic in and out, while backup spine unit guarantees connectivity to the core



Target Application (SDVoE)



To take the complexity out of your AV-over-IP deployment, NETGEAR created M4300 switches that are preconfigured for easy, true AV and multi-cast Zero Touch network configuration. Namely, IGMP Snooping, IGMP Fast Leave, IGMP Querier are already enabled for the default VLAN 1 that all your devices will automatically use. Connect your encoder and decoder devices, and power on the switch - it just works!

Enabling Zero-Touch install of SDVoE Video-over-IP

- M4300-96X streamlines AV-over-IP SDVoE solutions, replacing 48x48 switchers and any other in/out distribution
 - Non-blocking fabric for 96x10G or 24x40G or a combination
 - 12 empty slots in 2RU for 8x10G or 2x40G port expansion cards
- Use the M4300-96X online configurator to design your modular switch
 - www.netgear.com/96x-config
- Plug and play and ready to grow as per your requirements
- Takes the complexity out of your AV-over-IP deployment
- Zero Touch AV-over-IP with pre-configured L2 Multicast (SDVoE-ready)
 - IGMP Snooping, IGMP Fast Leave, IGMP Querier are already enabled
- Easy-to-use Web browser-based management GUI

The SDVoE Alliance is an eco-system of companies in and around the AV-over-IP space, working together to create a platform for the next generation of audiovisual applications. NETGEAR SDVoE Partners provide the SDVoE audio-video products and NETGEAR provides the backbone network that makes it all possible.



SDVoE is a trademark of the SDVoE Alliance
www.sdvoe.org

Components and Modules

M4300-8X8F Stackable Managed Switch

Ordering information

- Americas, Europe: XSM4316S-100NES
- Asia Pacific: XSM4316S-100AJS
- Warranty: Limited Lifetime ProSAFE Hardware Warranty**




- 8-port 10GBASE-T (RJ45) all independent
- 8-port 10GBASE-X (SFP+) all independent
- 320Gbps non-blocking fabric across 16 ports
- Out-of-band 1G Ethernet management port
- Mini-USB and RJ45 RS232 console ports and USB storage port
- Full L3 feature set and non-stop forwarding (NSF) stacking
- Half-width form factor with one- and two-unit rack mount kit
- Two half-width switches can be installed in a single rack space for redundant top-of-rack
- Ships with one modular APS250W PSU in its power supply slot
- Low acoustics (36.9dB @25°C / 77°F), or fans off



To install a single half-width switch in a rack, a 19-inch rack-mount kit is supplied with the switch:



To install two half-width switches in a rack, inside and outside middle mounts and rack-mount brackets are supplied with the switches:



Components and Modules

M4300-12X12F

Stackable Managed Switch

Ordering information

- Americas, Europe: XSM4324S-100NES
- Asia Pacific: XSM4324S-100AJS
- Warranty: Limited Lifetime ProSAFE Hardware Warranty**



- 12-port 10GBASE-T (RJ45) all independent
- 12-port 10GBASE-X (SFP+) all independent
- 480Gbps non-blocking fabric across 24 ports
- Out-of-band 1G Ethernet management port
- Mini-USB and RJ45 RS232 console ports and USB storage port
- Full L3 feature set and non-stop forwarding (NSF) stacking
- Half-width form factor with one- and two-rack mount kit
- Two half-width switches can be installed in a single rack space for redundant top-of-rack
- Ships with one modular APS250W PSU in its power supply slot
- Low acoustics (36.9dB @25°C / 77°F)



M4300-16X

Stackable Managed Switch

Ordering information

- Americas, Europe (299W PSU): XSM4316PA-100NES
- Americas, Europe (600W PSU): XSM4316PB-100NES
- Asia Pacific (299W PSU): XSM4316PA-100AJS
- Asia Pacific (600W PSU): XSM4316PB-100AJS
- Warranty: Limited Lifetime ProSAFE Hardware Warranty**



- 16-port 100M/1G/2.5G/5G/10GBASE-T with PoE+ (copper RJ45)
- 320Gbps non-blocking fabric across 16 ports
- Out-of-band 1G Ethernet management port
- Mini-USB and RJ45 RS232 console ports and USB storage port
- Full L3 feature set and non-stop forwarding (NSF) stacking
- Half-width form factor with one- and two-unit rack mount kit
- Two half-width switches can be installed in a single rack space for redundant top-of-rack
- (XSM4316PA) Ships with one modular APS299W PSU in its power supply slot
- (XSM4316PB) Ships with one modular APS600W PSU in its power supply slot
- Low acoustics (36dB with APS299W, 35dB with APS600W, @25°C / 77°F)



Components and Modules

M4300-24X Stackable Managed Switch

Ordering information

- Americas, Europe: XSM4324CS-100NES
- Asia Pacific: XSM4324CS-100AJS
- Warranty: Limited Lifetime ProSAFE Hardware Warranty**



- 24-port 10GBASE-T (RJ45)
- 4-port 10GBASE-X (SFP+) (shared, back)
- 480Gbps non-blocking fabric across 24 ports
- Out-of-band 1G Ethernet management port
- Mini-USB and RJ45 RS232 console ports and USB storage port
- Full L3 feature set and non-stop forwarding (NSF) stacking
- Half-width form factor with one- and two-rack mount kit
- Two half-width switches can be installed in a single rack space for redundant top-of-rack
- Ships with one modular APS250W PSU in its power supply slot
- Low acoustics (37dB @25°C / 77°F)



M4300-24XF Stackable Managed Switch

Ordering information

- Americas, Europe: XSM4324FS-100NES
- Asia Pacific: XSM4324FS-100AJS
- Warranty: Limited Lifetime ProSAFE Hardware Warranty**



- 24-port 10GBASE-X (SFP+)
- 2-port 10GBASE-T (RJ45) (shared, back)
- 480Gbps non-blocking fabric across 24 ports
- Out-of-band 1G Ethernet management port
- Mini-USB and RJ45 RS232 console ports and USB storage port
- Full L3 feature set and non-stop forwarding (NSF) stacking
- Half-width form factor with one- and two-unit rack mount kit
- Two half-width switches can be installed in a single rack space for redundant top-of-rack
- Ships with one modular APS250W PSU in its power supply slot
- Low acoustics (39.7dB @25°C / 77°F)



Components and Modules

M4300-24X24F Stackable Managed Switch

Ordering information

- Americas, Europe: XSM4348S-100NES
- Asia Pacific: XSM4348S-100AJS
- Warranty: Limited Lifetime ProSAFE Hardware Warranty**



- 24-port 10GBASE-T (RJ45) all independent
- 24-port 10GBASE-X (SFP+) all independent
- 960Gbps non-blocking fabric across 48 ports
- Out-of-band 1G Ethernet Management port
- Mini-USB and RJ45 RS232 console ports and USB storage port
- Full L3 feature set and non-stop forwarding (NSF) stacking
- Full width form factor with one-unit rack mount kit
- Ships with one modular APS250W PSU in first power supply slot
- Ship with a blank cover in the second power supply slot
- Low acoustics (35.8dB @25°C / 77°F)



M4300-48X Stackable Managed Switch

Ordering information

- Americas, Europe: XSM4348CS-100NES
- Asia Pacific: XSM4348CS-100AJS
- Warranty: Limited Lifetime ProSAFE Hardware Warranty**



- 48-port 10GBASE-T (RJ45)
- 4-port 10GBASE-X (SFP+) (shared)
- 960Gbps non-blocking fabric across 48 ports
- Out-of-band 1G Ethernet Management port
- Mini-USB and RJ45 RS232 console ports and USB storage port
- Full L3 feature set and non-stop forwarding (NSF) stacking
- Full width form factor with one-unit rack mount kit
- Ships with one modular APS250W PSU in first power supply slot
- Ship with a blank cover in the second power supply slot
- Low acoustics (40.3dB @25°C / 77°F)



Components and Modules

M4300-48XF Stackable Managed Switch

Ordering information

- Americas, Europe: XSM4348FS-100NES
- Asia Pacific: XSM4348FS-100AJS
- Warranty: Limited Lifetime ProSAFE Hardware Warranty**



- 48-port 10GBASE-X (SFP+)
- 2-port 10GBASE-T (RJ45) (shared)
- 960Gbps non-blocking fabric across 48 ports
- Out-of-band 1G Ethernet Management port
- Mini-USB and RJ45 RS232 console ports and USB storage port
- Full L3 feature set and non-stop forwarding (NSF) stacking
- Full width form factor with one-unit rack mount kit
- Ships with one modular APS250W PSU in first power supply slot
- Ship with a blank cover in the second power supply slot
- Low acoustics (42.4dB @25°C / 77°F)



Components and Modules

M4300-96X Stackable and Modular Managed Switch

Ordering information

- Worldwide (Empty Switch, No PSU): XSM4396K0-10000S
- Americas, Europe (Starter Kit 48xSFP+): XSM4396K1-100NES
- Asia Pacific (Starter Kit 48xSFP+): XSM4396K1-100AJS
- Worldwide (10G Copper card): APM408C-10000S
- Worldwide (10G Copper PoE+ card): APM408P-10000S
- Worldwide (10G Fiber card): APM408F-10000S
- Worldwide (40G Fiber card): APM402XL-10000S
- Warranty: Limited Lifetime ProSAFE Hardware Warranty**

- 1.92Tbps non-blocking fabric for 96-port 10G or 24-port 40G or a combination
 - 12 slots (front) available in 2RU for 8x10G or 2x40G port expansion cards
 - XSM4396K0 is the SKU for the M4300-96X empty switch (no PSU)
 - XSM4396K1 is the starter kit including 48xSFP+ and 1x600W PSU
- 4 port cards and hundreds of combinations
 - APM408C features 8-port 100M/1G/2.5G/5G/10GBASE-T (copper RJ45)
 - APM408P features 8-port 100M/1G/2.5G/5G/10GBASE-T with PoE+ (copper RJ45)
 - APM408F features 8-port 1G/10GBASE-X (fiber SFP+)
 - APM402XL features 2-port 40GBASE-X (QSFP+)
- PoE over 10G is supported up to 48 x 10G PoE+ 30W per system (first 6 slots)
- Out-of-band 1G Ethernet Management port
- Mini-USB and RJ45 RS232 console ports and USB storage port
- Full L3 feature set and non-stop forwarding (NSF) stacking
- Full width 2RU form factor with 2-post and 4-post rack mount kit
- Ships with blank covers in empty slots (front I/O; rear PSU)
- Low acoustics (35.8dB @25°C / 77°F) when no PoE
- 66.8dB @25°C / 77°F with Max PoE (1,440W)



Empty version (XSM4396K0)



Use the M4300-96X online configurator to design your modular switch: www.netgear.com/96x-config



48xSFP+ and 1x600W PSU Starter Kit (XSM4396K1)



8x10GBASE-T Port Card - 100M/1G/2.5G/5G/10G (APM408C)



8xSFP+ Port Card - 1G/10G (APM408F)



8x10GBASE-T PoE+ Port Card - 100M/1G/2.5G/5G/10G (APM408P)



2xQSFP+ Port Card - 40G (APM402XL)

Components and Modules

M4300-28G Stackable Managed Switch

Ordering information

- Americas, Europe: GSM4328S-100NES
- Asia Pacific: GSM4328S-100AJS
- Warranty: Limited Lifetime ProSAFE Hardware Warranty**



- 24-port 1000BASE-T (RJ45)
- 2-port 10GBASE-T (RJ45) all independent
- 2-port 10GBASE-X (SFP+) all independent
- 128Gbps non-blocking fabric across 28 ports
- Out-of-band 1G Ethernet Management port
- Mini-USB and RJ45 RS232 console ports and USB storage port
- Full L3 feature set and non-stop forwarding (NSF) stacking
- Full width form factor with one-unit rack mount kit
- Ships with one modular APS150W PSU in first power supply slot
- Ship with a blank cover in the second power supply slot
- Low acoustics (30.3dB @25°C / 77°F)



M4300-52G Stackable Managed Switch

Ordering information

- Americas, Europe: GSM4352S-100NES
- Asia Pacific: GSM4352S-100AJS
- Warranty: Limited Lifetime ProSAFE Hardware Warranty**



- 48-port 1000BASE-T (RJ45)
- 2-port 10GBASE-T (RJ45) all independent
- 2-port 10GBASE-X (SFP+) all independent
- 176Gbps non-blocking fabric across 52 ports
- Out-of-band 1G Ethernet Management port
- Mini-USB and RJ45 RS232 console ports and USB storage port
- Full L3 feature set and non-stop forwarding (NSF) stacking
- Full width form factor with one-unit rack mount kit
- Ships with one modular APS150W PSU in first power supply slot
- Ship with a blank cover in the second power supply slot
- Low acoustics (31.5dB @25°C / 77°F)



Components and Modules

M4300-28G-PoE+ Stackable Managed Switch

Ordering information

- Americas, Europe (550W PSU): GSM4328PA-100NES
- Americas, Europe (1,000W PSU): GSM4328PB-100NES
- Asia Pacific (550W PSU): GSM4328PA-100AJS
- Asia Pacific (1,000W PSU): GSM4328PB-100AJS
- Warranty: Limited Lifetime ProSAFE Hardware Warranty**



- 24-port 1000BASE-T (RJ45) PoE+
- 2-port 10GBASE-T (RJ45) all independent
- 2-port 10GBASE-X (SFP+) all independent
- 128Gbps non-blocking fabric across 28 ports
- Out-of-band 1G Ethernet Management port
- Mini-USB and RJ45 RS232 console ports and USB storage port
- Full L3 feature set and non-stop forwarding (NSF) stacking
- Full width form factor with one-unit rack mount kit
- (GSM4328PA) Ships with one modular APS550W PSU in first power supply slot
- (GSM4328PB) Ships with one modular APS1000W PSU in first power supply slot
- Ship with a blank cover in the second power supply slot




M4300-52G-PoE+ Stackable Managed Switch

Ordering information

- Americas, Europe (550W PSU): GSM4352PA-100NES
- Americas, Europe (1,000W PSU): GSM4352PB-100NES
- Asia Pacific (550W PSU): GSM4352PA-100AJS
- Asia Pacific (1,000W PSU): GSM4352PB-100AJS
- Warranty: Limited Lifetime ProSAFE Hardware Warranty**



- 48-port 1000BASE-T (RJ45) PoE+
- 2-port 10GBASE-T (RJ45) all independent
- 2-port 10GBASE-X (SFP+) all independent
- 176Gbps non-blocking fabric across 52 ports
- Out-of-band 1G Ethernet Management port
- Mini-USB and RJ45 RS232 console ports and USB storage port
- Full L3 feature set and non-stop forwarding (NSF) stacking
- Full width form factor with one-unit rack mount kit
- (GSM4352PA) Ships with one modular APS550W PSU in first power supply slot
- (GSM4352PB) Ships with one modular APS1000W PSU in first power supply slot
- Ship with a blank cover in the second power supply slot



Accessories


RPS4000v2 RPS unit for up to 4 concurrent switches




Ordering information

- Americas, Europe: RPS4000-200NES
- Asia Pacific: RPS4000-200AJS
- Warranty: 5 years

RPS mode: provide N+1 redundancy to M4300-52G-PoE+ when its two internal PSUs are used in EPS (shared) mode

- One APS1000W per M4300-52G-PoE+ connected to the RPS4000 unit
- Up to four (4) M4300-52G-PoE+ switches per RPS4000 unit



Front view

- RPS4000 is 1RU unit with four (4) empty slots

Rear view

- Four (4) embedded RPS connectors
- Switch selectors for RPS/EPS power modes

Included:

- Four (4) RPS cables - 60cm each (~2 ft)
- Rack mount kit

APS1200W Power Supply Unit

Ordering information

- Americas, Europe: APS1200W-100NES
- Asia Pacific: APS1200W-100AJS
- Warranty: 5 years



- Modular PSU for M4300-96X (PoE applications)
- C15 connector
- Capacity:
 - 110V-240V AC power input
 - Up to 1,050W output power at 110V AC
 - Up to 1,200W output power at 220V AC

APS1000W Power Supply Unit

Ordering information

- Americas, Europe: APS1000W-100NES
- Asia Pacific: APS1000W-100AJS
- Warranty: 5 years



- Power module for RPS4000 unit
- Additional PSU for M4300-28G-PoE+ (GSM4328PB) and M4300-52G-PoE+ (GSM4352PB)
- C15 connector
- Capacity:
 - 110V-240V AC power input
 - Up to 640W output power at 110V AC
 - Up to 910W output power at 220V AC

Accessories

APS600W Power Supply Unit

Ordering information

- Americas, Europe: APS600W-100NES
- Asia Pacific: APS600W-100AJS
- Warranty: 5 years



- Modular PSU for M4300-96X (non-PoE applications)
- Replacement PSU for M4300-16X (PoE applications)
- C14 connector
- Capacity:
 - 110V-240V AC power input
 - Up to 600W output power at 110/220V AC

APS550W Power Supply Unit

Ordering information

- Americas, Europe: APS550W-100NES
- Asia Pacific: APS550W-100AJS
- Warranty: 5 years



- Additional PSU for M4300-28G-PoE+ (GSM4328PA) and M4300-52G-PoE+ (GSM4352PA)
- C14 connector
- Capacity:
 - 110V-240V AC power input
 - Up to 575W output power at 110/220V AC

APS299W Power Supply Unit

Ordering information

- Americas, Europe: APS299W-100NES
- Asia Pacific: APS299W-100AJS
- Warranty: 5 years



- Replacement PSU for M4300-16X (no or limited PoE applications)
- C14 connector
- Capacity:
 - 110V-240V AC power input
 - Up to 250W output power at 110/220V AC

Accessories

APS250W Power Supply Unit

Ordering information

- Americas, Europe: APS250W-100NES
- Asia Pacific: APS250W-100AJS
- Warranty: 5 years



- Replacement PSU for M4300-8X8F, M4300-12X12F, M4300-24X, M4300-24XF
- Additional PSU for M4300-24X24F, M4300-48X, M4300-48XF
- C14 connector
- Capacity
 - 110V-240V AC power input
 - Up to 250W output power at 110/220V AC

APS150W Power Supply Unit

Ordering information

- Americas, Europe: APS150W-100NES
- Asia Pacific: APS150W-100AJS
- Warranty: 5 years



- Additional PSU for M4300-28G and M4300-52G
- C14 connector
- Capacity:
 - 110V-240V AC power input
 - Up to 150W output power at 110/220V AC

Copper SFP and SFP+ Optics for M4300 series

AGM734 1000BASE-T RJ45 SFP (Gigabit)

Ordering information

- Worldwide: AGM734-10000S
- Warranty: 5 years



- Fits into M4300 models SFP+ interfaces
- 1 port Gigabit RJ45
- Supports only 1000Mbps full-duplex mode
- Up to 100m (328 ft) with Cat5 RJ45 or better
- Conveniently adds 1G copper connectivity to M4300 fiber interfaces

AXM765 10GBASE-T RJ45 SFP+ (10 Gigabit)




Ordering information

- Worldwide: AXM765-10000S
- Warranty: 5 years







- Fits into M4300 models SFP+ interfaces
- 1 port 10GBASE-T RJ45
- Copper connectivity up to 30 m (98 feet) distance
- CAT6a or better wiring required for 10GBASE-T up to 30 meters
- Conveniently adds 10G copper connectivity to M4300 fiber interfaces

GBIC SFP and SFP+ Optics for M4300 series

ORDERING INFORMATION WORLDWIDE: SEE TABLE BELOW WARRANTY: 5 YEARS	Multimode Fiber (MMF)		Single mode Fiber (SMF)
	OM1 or OM2 62.5/125µm	OM3 or OM4 50/125µm	9/125µm
<p>40 Gigabit QSFP+</p>  <ul style="list-style-type: none"> Fits into M4300-96X / APM402XL QSFP+ interfaces 		<p>AXLM761</p> <p>40GBASE-MR4 Duplex 1 MMF link - LC duplex connector up to 150m (492 ft) AXLM761-10000S (1 unit)</p>	<p>AXLM762</p> <p>40GBASE-LR4 long reach single mode LC duplex connector up to 10km (6.2 miles) AXLM762-10000S (1 unit)</p>
<p>10 Gigabit SFP+</p>  <ul style="list-style-type: none"> Fits into M4300 models SFP+ interfaces 	<p>AXM763</p> <p>10GBase-LRM long reach multimode 802.3aq - LC duplex connector up to 220m (722 ft) AXM763-10000S (1 unit)</p>	<p>AXM763</p> <p>10GBase-LRM long reach multimode 802.3aq - LC duplex connector up to 260m (853 ft) AXM763-10000S (1 unit)</p>	<p>AXM762</p> <p>10GBase-LR long reach single mode LC duplex connector up to 10km (6.2 miles) AXM762-10000S (1 unit) AXM762P10-10000S (pack of 10 units)</p>
		<p>AXM761</p> <p>10GBase-SR short reach multi-mode LC duplex connector OM3: up to 300m (984 ft) OM4: up to 550m (1,804 ft) AXM761-10000S (1 unit) AXM761P10-10000S (pack of 10 units)</p>	<p>AXM764</p> <p>10GBase-LR LITE single mode LC duplex connector up to 2km (1.2 mile) AXM764-10000S (1 unit)</p>
<p>Gigabit SFP</p>  <ul style="list-style-type: none"> Fits into M4300 models SFP+ interfaces 	<p>AGM731F</p> <p>1000Base-SX short range multi-mode LC duplex connector up to 275m (902 ft) AGM731F (1 unit)</p>	<p>AGM731F</p> <p>1000Base-SX short range multimode LC duplex connector OM3: up to 550m (1,804 ft) OM4: up to 1,000m (3,280 ft) AGM731F (1 unit)</p>	<p>AGM732F</p> <p>1000Base-LX long range single mode LC duplex connector up to 10km (6.2 miles) AGM732F (1 unit)</p>

Direct Attach Cables for M4300 series

ORDERING INFORMATION WORLDWIDE: SEE TABLE BELOW WARRANTY: 5 YEARS	SFP+ to SFP+		
	1 meter (3.3 ft)	3 meters (9.8 ft)	
<p>40 Gigabit DAC</p>  <p>• Fits into M4300-96X / APM402XL QSFP+ interfaces</p>	<p>AXLC761 40G QSFP+ Cu (passive) QSFP+ connectors</p> <p>AXLC761-10000S (1 unit)</p>	<p>AXLC763 40G QSFP+ Cu (passive) QSFP+ connectors</p> <p>AXLC763-10000S (1 unit)</p>	
<p>10 Gigabit DAC</p> 	1 meter (3.3 ft)	3 meters (9.8 ft)	5 meters (16.4 ft)
	<p>AXC761 10GSFP+ Cu (passive) SFP+ connectors</p> <p>AXC761-10000S (1 unit)</p>	<p>AXC763 10GSFP+ Cu (passive) SFP+ connectors</p> <p>AXC763-10000S (1 unit)</p>	<p>AXC765 10GSFP+ Cu (active) SFP+ connectors</p> <p>AXC765-10000S (1 unit)</p>
	7 meters (23.0 ft)	10 meters (32.8 ft)	15 meters (49.2 ft)
	<p>AXC767 10GSFP+ Cu (active) SFP+ connectors</p> <p>AXC767-10000S (1 unit)</p>	<p>AXC7610 10GSFP+ Cu (active) SFP+ connectors</p> <p>AXC7610-10000S (1 unit)</p>	<p>AXC7615 10GSFP+ (duplex fiber optic) SFP+ connectors</p> <p>AXC7615-10000S (1 unit)</p>
	20 meters (65.6 ft)		
	<p>AXC7620 10GSFP+ (duplex fiber optic) SFP+ connectors</p> <p>AXC7620-10000S (1 unit)</p>		

• Fits into M4300 models SFP+ interfaces

Aurora Multimedia™ 24 port 10G PoE+ injector



NETGEAR has validated the Aurora Multimedia IP-24PoE+ injector for use with the M4300 switches. It can add PoE/PoE+ up to 30W per port to any 1G or 10G M4300 model. The IP-24PoE+ allows for a clean installation of 1G or 10G PD capable devices, such as 10G AV over IP encoders and decoders.



IP-24PoE+


Highlights

- Input (top): 24 ports 1G/10GBASE-T
- Output (bottom): 24 ports 1G/10GBASE-T with added PoE+
- 30 Watts per port (IEEE 802.3af, IEEE 802.3at)
- 750 Watts total power, 1RU

Please visit <https://auroramultimedia.com/products/ip-24poe/> for more information or send an email to sales@auroram.com for procurement.

Technical Specifications

Requirements based on 12.0 software release



Model Name	Description	Model number
M4300-8X8F	Half-Width 16x10G including 8x10GBASE-T and 8xSFP+	XSM4316S
M4300-12X12F	Half-Width 24x10G including 12x10GBASE-T and 12xSFP+	XSM4324S
M4300-16X	Half-Width 16x100M/1G/2.5G/5G/10GBASE-T with PoE+ (299W PSU)	XSM4316PA
	Half-Width 16x100M/1G/2.5G/5G/10GBASE-T with PoE+ (600W PSU)	XSM4316PB
M4300-24X	Half-Width 24x10G including 24x10GBASE-T and 4xSFP+ (shared)	XSM4324CS
M4300-24XF	Half-Width 24x10G including 24xSFP+ and 2x10GBASE-T (shared)	XSM4324FS
M4300-24X24F	48x10G including 24x10GBASE-T and 24xSFP+	XSM4348S
M4300-48X	48x10G including 48x10GBASE-T and 4xSFP+ (shared)	XSM4348CS
M4300-48XF	48x10G including 48xSFP+ and 2x10GBASE-T (shared)	XSM4348FS
M4300-96X	12-slot 2RU empty switch (no PSU)	XSM4396K0
	48x10G SFP+ starter kit (600W PSU)	XSM4396K1
APM408C	8x100M/1G/2.5G/5G/10GBASE-T Port Card	APM408C
APM408P	8x100M/1G/2.5G/5G/10GBASE-T PoE+ Port Card (6 first slots)	APM408P
APM408F	8x1G/10G SFP+ Port Card	APM408F
APM402XL	2x40G QSFP+ Port Card	APM402XL
M4300-28G	24x1G with 2x10GBASE-T and 2xSFP+	GSM4328S
M4300-28G-PoE+	24x1G PoE+ with 2x10GBASE-T and 2xSFP+ (550W PSU)	GSM4328PA
	24x1G PoE+ with 2x10GBASE-T and 2xSFP+ (1,000W PSU)	GSM4328PB
M4300-52G	48x1G with 2x10GBASE-T and 2xSFP+	GSM4352S
M4300-52G-PoE+	48x1G PoE+ with 2x10GBASE-T and 2xSFP+ (550W PSU)	GSM4352PA
	48x1G PoE+ with 2x10GBASE-T and 2xSFP+ (1,000W PSU)	GSM4352PB
APS150W	PSU for M4300-28G; M4300-52G	APS150W
APS250W	PSU for M4300-8X8F; -12X12F; -24X; -24XF; -24X24F; -48X; -48XF	APS250W
APS299W	PSU for M4300-16X (non- or limited PoE applications, PA version)	APS299W
APS550W	PSU for M4300-28G-PoE+; M4300-52G-PoE+ (PA versions)	APS550W
APS600W	PSU for M4300-16X (PoE applications), M4300-96X (non-PoE applications)	APS600W
APS1000W	PSU for M4300-28G-PoE+; M4300-52G-PoE+ (PB versions)	APS1000W
APS1200W	PSU for M4300-96X (PoE applications)	APS1200W

Physical Interfaces					
Gigabit and 10 Gigabit Ethernet Ports	Auto-sensing RJ45 10/100/1000BASE-T	Auto-sensing RJ45 100/1000/10GBASE-T	Auto-sensing RJ45 100/1000/2.5/5/10GBASE-T	Auto-sensing SFP+ ports 1000/10GBASE-X	QSFP+ 40GBASE-X
M4300-8X8F	-	8	-	8 (independent)	-
M4300-12X12F	-	12	-	12 (independent)	-
M4300-16X	-	-	16	-	-
M4300-24X	-	24	-	4 (shared, back)	-
M4300-24XF	-	2 (shared, back)	-	24	-
M4300-24X24F	-	24	-	24 (independent)	-
M4300-48X	-	48	-	4 (shared)	-
M4300-48XF	-	2 (shared, back)	-	48	-
M4300-96X (12 slots for port cards)	-	-	Up to 96 (independent)	Up to 96 (independent)	Up to 24 (independent)
APM408C Port Card	-	-	8	-	-
APM408P Port Card	-	-	8 (first 6 slots for PoE+)	-	-
APM408F Port Card	-	-	-	8	-
APM402XL Port Card	-	-	-	-	2
M4300-28G, M4300-28G-PoE+	24	2	-	2 (independent)	-
M4300-52G, M4300-52G-PoE+	48	2	-	2 (independent)	-
M4300-28G, M4300-28G-PoE+, M4300-52G, M4300-52G-PoE+	10M Half-Duplex isn't supported on ports 17-24 and 41-48				
Total Usable Port Count	1G Ports	10G Ports	40G Ports		
M4300-8X8F, M4300-16X	-	16	-		
M4300-12X12F, M4300-24X, M4300-24XF	-	24	-		
M4300-24X24F, M4300-48X, M4300-48XF	-	48	-		
M4300-96X	-	Up to 96	Up to 24		
M4300-28G, M4300-28G-PoE+	24	4	-		
M4300-52G, M4300-52G-PoE+	48	4	-		
Management Ports	Console ports		Service port (Out-of-band Ethernet)	Storage port	
M4300-8X8F, M4300-24X24F	Serial RS232 RJ45 (front) ; Mini-USB (front)		1 x RJ45 10/100/1000BASE-T (front)	1 x USB (front)	
M4300-12X12F, -16X, -24X, -24XF, -48X, -48XF	Serial RS232 RJ45 (back) ; Mini-USB (front)		1 x RJ45 10/100/1000BASE-T (back)	1 x USB (front)	
M4300-96X	Serial RS232 RJ45 (back) ; Mini-USB (back)		1 x RJ45 10/100/1000BASE-T (back)	1 x USB (back)	
M4300-28G, M4300-28G-PoE+, M4300-52G, M4300-52G-PoE+	Serial RS232 RJ45 (back) ; Mini-USB (front)		1 x RJ45 10/100/1000BASE-T (front)	1 x USB (front)	

Modular Power Supplies	PSU Slots	Included PSU	Application with 2nd PSU (sold separately)		
M4300-8X8F, M4300-12X12F, M4300-24X, M4300-24XF	1	1 x APS250W	-		
M4300-16X (XSM4316PA version 199W PSU)	1	1 x APS299W	-		
M4300-16X (XSM4316PB version 600W PSU)	1	1 x APS600W	-		
M4300-24X24F, M4300-48X, M4300-48XF	2	1 x APS250W	RPS (redundant) mode		
M4300-96X (XSM4396K0 empty version)	2	None (APS600W or APS1200W sold separately)	RPS (redundant) or EPS (shared) modes		
M4300-96X (XSM4396K1 starter kit)	2	1 x APS600W	RPS (redundant) or EPS (shared) modes		
M4300-28G, M4300-52G	2	1 x APS150W	RPS (redundant) mode		
M4300-28G-PoE+ (GSM4328PA version 550W PSU)	2	1 x APS550W	RPS (redundant) or EPS (shared) modes		
M4300-28G-PoE+ (GSM4328PB version 1,000W PSU)	2	1 x APS1000W	RPS (redundant) or EPS (shared) modes		
M4300-52G-PoE+ (GSM4352PA version 550W PSU)	2 + external RPS port	1 x APS550W	RPS (redundant) or EPS (shared) modes		
M4300-52G-PoE+ (GSM4352PB version 1,000W PSU)	2 + external RPS port	1 x APS1000W	RPS (redundant) or EPS (shared) modes		
Fixed fans					
All models	Front-to-back airflow				
Power over Ethernet					
PSE Capacity	PoE+ ports				
M4300-16X (all versions)	16				
M4300-96X	Up to 48	Only first 6 slots are delivering PoE power to APM408P cards for 48 PoE+ ports per switch. APS1200W preferred.			
M4300-28G-PoE+ (all versions)	24				
M4300-52G-PoE+ (all versions)	48				
	PoE Budget @ 110V AC in		PoE Budget @ 220V AC in		External RPS Application
PoE Budget	1 PSU or 2 in RPS mode	2 PSUs in EPS mode	1 PSU or 2 in RPS mode	2 PSUs in EPS mode	
M4300-16X (XSM4316PA version APS299W PSU)	199 Watts	-	199 Watts	-	
M4300-16X (XSM4316PB version APS600W PSU)	500 Watts	-	500 Watts	-	
M4300-96X (APS600W PSU and 48x10G PoE+)	232 Watts	832 Watts	232 Watts	832 Watts	
M4300-96X (APS600W PSU and 96x10G PoE+)	34 Watts	634 Watts	34 Watts	634 Watts	
M4300-96X (APS600W+APS1200W PSU and 48x10G PoE+)	-	1,282 Watts	-	1,432 Watts	
M4300-96X (APS600W+APS1200W PSU and 96x10G PoE+)	-	1,084 Watts	-	1,234 Watts	
M4300-96X (APS1200W PSU and 48x10G PoE+)	682 Watts	1,440 Watts	832 Watts	1,440 Watts	
M4300-96X (APS1200W PSU and 96x10G PoE+)	484 Watts	1,440 Watts	634 Watts	1,440 Watts	
M4300-96X (PoE Budget depends on number of PSU and APM port cards per switch)	APS600W provides 600W@110V/220VAC; APS1200W delivers 1,050W@110VAC or 1,200W@220VAC per PSU. The system consumes 110W, plus 5W per empty slot; APM408C/APM408P: 38W; APM408F/APM402XL: 23W.				
M4300-28G-PoE+ (GSM4328PA version 550W PSU)	480 Watts	720 Watts	480 Watts	720 Watts	
M4300-28G-PoE+ (GSM4328PB version 1,000W PSU)	630 Watts	720 Watts	720 Watts	720 Watts	
M4300-52G-PoE+ (GSM4352PA version 550W PSU)	480 Watts	720 Watts	480 Watts	720 Watts	Power redundancy (RPS) when 2 PSUs in EPS mode
M4300-52G-PoE+ (GSM4352PB version 1,000W PSU)	591 Watts	1,010 Watts	860 Watts	1,440 Watts	

Features Support

IEEE 802.3af (up to 15.4W per port)	Yes
IEEE 802.3at (up to 30W per port)	Yes
IEEE 802.3at Layer 2 (LLDP) method	Yes
IEEE 802.3at 2-event classification	Yes
PoE timer/schedule (week, days, hours)	Yes

Processor/Memory

Processor (CPU) - M4300-96X	Integrated 1.4Ghz CPU in switching silicon
Processor (CPU) - all other models	Integrated 800Mhz CPU in switching silicon
System memory (RAM) - M4300-96X	2 GB
System memory (RAM) - all other models	1 GB
Code storage (flash) - all other models	256 MB Dual firmware image

Packet Buffer Memory

M4300-96X	96 Mb	Dynamically shared across only used ports
M4300-24X24F, M4300-48X, M4300-48XF	56 Mb	
M4300-12X12F, M4300-24X, M4300-24XF	32 Mb	
All other models	16 Mb	

Virtual Chassis Stacking

Max physical switches per stack	8 (any combination of M4300 switches)
Max physical ports per stack	384 x 1G ports or 768 x 10G ports or 192 x 40G ports or a combination
Mixed stacking between 1G models and 10G/40G models	Yes
Mixed stacking table size	Mixed stacking SDM template is used based on "least common denominator" set of capacities
Stacking ports (pre-configuration)	No pre-configured stacking port: any 40G or 10G port (copper, fiber) and any media type (RJ45, SFP+, DAC) can be used for stacking
Stacking ports (max number)	1G models: up to 4 ports per switch 10G models: up to 16 ports per switch
Vertical and horizontal stacking topologies	Chain, single ring, dual ring, mesh, spine and leaf
Distant stacking using fiber	Yes
Non-stop forwarding (NSF)	Yes
Hitless management unit failover and failback	Yes, no service interruption across the stack
Automatic unit replacement (AUR)	Yes
Distributed Link Aggregation (LAGs across the stack)	Yes
Stack with previous M5300, M7100, M7300 versions	Not supported

Performance Summary

Switching fabric

M4300-8X8F, M4300-16X	320 Gbps	Line-rate (non blocking fabric)
M4300-12X12F, M4300-24X, M4300-24XF	480 Gbps	
M4300-24X24F, M4300-48X, M4300-48XF	960 Gbps	
M4300-96X	1.920 Tbps	
M4300-28G, M4300-28G-PoE+	128 Gbps	
M4300-52G, M4300-52G-PoE+	176 Gbps	

Throughput

M4300-8X8F, M4300-16X	238 Mpps
M4300-12X12F, M4300-24X, M4300-24XF	357 Mpps
M4300-24X24F, M4300-48X, M4300-48XF	714 Mpps
M4300-96X	2,857 Mpps
M4300-28G, M4300-28G-PoE+	95.2 Mpps
M4300-52G, M4300-52G-PoE+	130.9 Mpps

Latency - 10G Fiber	64-byte frames	512-byte frames	1024-byte frames	1518-byte frames
M4300-8X8F	0.889µs	0.874µs	0.876µs	0.87µs
M4300-16X	-	-	-	-
M4300-12X12F	1.189µs	1.313µs	1.373µs	1.309µs
M4300-24X	1.827µs	1.919µs	1.971µs	1.905µs
M4300-24XF	1.323µs	1.432µs	1.489µs	1.421µs
M4300-24X24F	0.879µs	0.889µs	0.89µs	0.88µs
M4300-48X	1.508µs	1.516µs	1.516µs	1.523µs
M4300-48XF	0.9µs	0.907µs	0.91µs	0.898µs
M4300-96X	0.75µs	1.170µs	1.603µs	1.970µs
M4300-28G, M4300-28G-PoE+	1.961µs	1.952µs	1.941µs	1.95µs
M4300-52G, M4300-52G-PoE+	1.24µs	1.225µs	1.232µs	1.196µs
Latency - 10G Copper	64-byte frames	512-byte frames	1024-byte frames	1518-byte frames
M4300-8X8F	2.432µs	2.421µs	2.421µs	2.414µs
M4300-16X	2.470µs	2.460µs	2.458µs	2.453µs
M4300-12X12F	2.755µs	2.879µs	2.938µs	2.876µs
M4300-24X	2.728µs	2.85µs	2.904µs	2.841µs
M4300-24XF	2.722µs	2.844µs	2.895µs	2.84µs
M4300-24X24F	2.387µs	2.407µs	2.415µs	2.402µs
M4300-48X	2.409µs	2.425µs	2.43µs	2.432µs
M4300-48XF	1.245µs	1.247µs	1.287µs	1.265µs
M4300-96X	1.491µs	1.921µs	2.354µs	2.722µs
M4300-28G, M4300-28G-PoE+	2.74µs	2.71µs	2.732µs	2.706µs
M4300-52G, M4300-52G-PoE+	2.71µs	2.7µs	2.692µs	2.676µs
Latency - 1G Fiber	64-byte frames	512-byte frames	1024-byte frames	1518-byte frames
M4300-8X8F	2.622µs	2.543µs	2.538µs	2.557µs
M4300-16X	-	-	-	-
M4300-12X12F	2.741µs	2.875µs	2.901µs	2.853µs
M4300-24X	2.289µs	2.393µs	2.423µs	2.379µs
M4300-24XF	2.333µs	2.403µs	2.427µs	2.383µs
M4300-24X24F	2.752µs	2.767µs	2.784µs	2.752µs
M4300-48X	2.285µs	2.39µs	2.426µs	2.379µs
M4300-48XF	2.153µs	2.162µs	2.176µs	2.165µs
M4300-96X	TBD	TBD	TBD	TBD
M4300-28G, M4300-28G-PoE+	1.908µs	1.914µs	1.918µs	1.936µs
M4300-52G, M4300-52G-PoE+	1.618µs	1.594µs	1.578µs	1.576µs
Latency - 1G Copper	64-byte frames	512-byte frames	1024-byte frames	1518-byte frames
M4300-8X8F	2.572µs	2.564µs	2.592µs	2.589µs
M4300-16X	4.479µs	4.309µs	4.298µs	4.432µs
M4300-12X12F	2.751µs	2.848µs	2.941µs	2.868µs
M4300-24X	2.707µs	2.821µs	2.866µs	2.826µs
M4300-24XF	3.805µs	3.774µs	3.822µs	3.795µs
M4300-24X24F	2.772µs	2.79µs	2.814µs	2.784µs
M4300-48X	2.702µs	2.714µs	2.73µs	2.709µs
M4300-48XF	2.83µs	2.82µs	2.822µs	2.802µs
M4300-96X	TBD	TBD	TBD	TBD
M4300-28G, M4300-28G-PoE+	3.745µs	3.756µs	3.746µs	3.762µs
M4300-52G, M4300-52G-PoE+	2.688µs	2.644µs	2.648µs	2.666µs

Green Ethernet

Energy Efficient Ethernet (EEE)

Compliant with IEEE 802.3az Energy Efficient Ethernet Task Force

Deactivated by default

Other Metrics			
Forwarding mode		Store-and-forward	
Addressing		48-bit MAC address	
Address database size	(M4300-96X)	256K MAC addresses	
	(M4300-24X24F, M4300-48X, M4300-48XF)	128K MAC addresses	
	(all other models)	16K MAC addresses	
Number of VLANs		4,093 VLANs (802.1Q) simultaneously - standalone mode	
		4,093 VLANs - stack mode (except when mixed stacks of M4300-96X with other models - 1,024 VLANs only)	
Number of multicast groups filtered (IGMP)		4K total (2,048 IPv4 and 2,048 IPv6)	
Number of Link Aggregation Groups (LAGs)	128 LAGs with up to 8 ports per group	802.3ad / 802.1AX-2008	
Number of hardware queues for QoS (Standalone)		8 queues	
Number of hardware queues for QoS (Stack)		7 queues	
Number of routes	(M4300-24X24F, -48X, -48XF, -96X)	12,288 IPv4 Unicast Routes in IPv4 Routing Default SDM Template	SDM (System Data Management, or switch database) templates allow for granular system resources distribution depending on IPv4 or IPv6 applications
	IPv4	4,096 IPv6 Unicast Routes in Dual IPv4 and IPv6 SDM Template	
	IPv6	512 IPv4 Unicast Routes in IPv4 Routing Default SDM Template	
	(all other models)	256 IPv6 Multicast Routes in Dual IPv4 and IPv6 SDM Template	
	IPv4		
	IPv6		
Number of static routes			
IPv4		64	
IPv6		64	
RIP application route scaling			
IPv4		512	
OSPF application route scaling			
	(M4300-24X24F, -48X, -48XF, -96X)	12,288	
	IPv4	4,096	
	IPv6		
	(all other models)	512	
	IPv4	256	
	IPv6		
Number of IP interfaces (port or VLAN)		128	
Jumbo frame support		up to 9KB packet size	
Acoustic noise (ANSI-S10.12)		@ 25°C ambient (77°F)	
M4300-8X8F		36.9 dB	
M4300-16X (XSM4316PA version, APS299W PSU)		36 dB	
M4300-16X (XSM4316PB version, APS600W PSU)		35 dB	
M4300-12X12F		36.9 dB	
M4300-24X		37dB	
M4300-24XF		39.7 dB	
M4300-24X24F		35.8 dB	
M4300-48X		40.3dB	Fan speed control
M4300-48XF		42.4 dB	
M4300-96X		35.8dB (no PoE); 66.8dB (max PoE)	
M4300-28G		30.3 dB	
M4300-28G-PoE+		39.8 dB	
M4300-52G		31.5 dB	
M4300-52G-PoE+		39.8 dB	

Heat Dissipation (BTU)	1 PSU	2 PSUs in RPS mode	2 PSUs in EPS mode	2 PSUs in EPS mode with external RPS
M4300-8X8F	185.77 BTU/hr	-	-	-
M4300-16X (APS199W, without PoE)	186 BTU/hr	-	-	-
M4300-16X (APS199W PSU, with max PoE 199W)	1,053.43 BTU/hr	-	-	-
M4300-16X (APS600W PSU, with max PoE 500W)	2,081.64 BTU/hr	-	-	-
M4300-12X12F	367.75 BTU/hr	-	-	-
M4300-24X	473.9 BTU/hr	-	-	-
M4300-24XF	330.6 BTU/hr	-	-	-
M4300-24X24F	610.39 BTU/hr	610.39 BTU/hr	-	-
M4300-48X	899.9 BTU/hr	899.9 BTU/hr	-	-
M4300-48XF	577.8 BTU/hr	-	-	-
M4300-96X (without PoE)	2145.82 BTU/hr	2145.82 BTU/hr	-	-
M4300-96X (with max PoE: 1,440W)	-	-	7,605.15 BTU/hr	-
M4300-28G	117.78 BTU/hr	117.78 BTU/hr	-	-
M4300-28G-PoE+ (GSM4328PA version 550W PSU)	1,969.88 BTU/hr	1,963.05 BTU/hr	2,720.96 BTU/hr	-
M4300-28G-PoE+ (GSM4328PB version 1,000W PSU)	2,844.55 BTU/hr	2,842.15 BTU/hr	2,844.55 BTU/hr	-
M4300-52G	161.82 BTU/hr	161.82 BTU/hr	-	-
M4300-52G-PoE+ (GSM4352PA version 550W PSU)	2,079.13 BTU/hr	2,085.95 BTU/hr	2,953.11 BTU/hr	3,123.81 BTU/hr
M4300-52G-PoE+ (GSM4352PB version 1,000W PSU)	3,031.63 BTU/hr	3,079.43 BTU/hr	5,411.19 BTU/hr	5,650.17 BTU/hr
Mean Time Between Failures (MTBF)	@ 25°C ambient (77°F)		@ 50°C ambient (131°F)	
M4300-8X8F	196,120 hours (~22.4 years)		123,644 hours (~14.1 years)	
M4300-16X	690,301 hours (~78.8 years)		207,500 hours (~23.7 years)	
M4300-12X12F	192,898 hours (~22 years)		121,331 hours (~13.9 years)	
M4300-24X	247,437 hours (~28.2 years)		153,855 hours (~17.5 years)	
M4300-24XF	968,447 hours (~110.6 years)		159,042 hours (~18.2 years)	
M4300-24X24F	133,176 hours (~15.2 years)		111,734 hours (~12.8 years)	
M4300-96X	519,784 hours (~59.3 years)		196,635 hours (~22.4 years)	
M4300-48X	249,393 hours (28.4 years)		154,220 hours (17.6 years)	
M4300-48XF	657,392 hours (~75 years)		10,2690 hours (~11.7 years)	
M4300-28G	1,328,968 hours (~151.7 years)		444,117 hours (~50.7 years)	
M4300-28G-PoE+	1,189,685 hours (~135.8 years)		491,811 hours (~56.1 years)	
M4300-52G	578,472 hours (~66 years)		301,524 hours (~34.4 years)	
M4300-52G-PoE+	673,207 hours (~76.9 years)		247,969 hours (~28.3 years)	
L2 Services - VLANs				
IEEE 802.1Q VLAN Tagging	802.1Q-1998		Up to 4,093 VLANs - 802.1Q Tagging	
Protocol Based VLANs			Yes	
IP subnet			Yes	
ARP			Yes	
IPX			Yes	
Subnet based VLANs			Yes	
MAC based VLANs			Yes	
Voice VLAN	Yes		Based on phones OUI bytes (internal database, or user-maintained) or protocols (SIP, H323 and SCCP)	
Private Edge VLAN			Yes	

Private VLAN		Yes	
IEEE 802.1x	Yes		802.1x-2004
Guest VLAN	Yes		
RADIUS based VLAN assignment via .1x	Yes		IP phones and PCs can authenticate on the same port but under different VLAN assignment policies
RADIUS based Filter ID assignment via .1x	Yes		
MAC-based .1x	Yes		
Unauthenticated VLAN	Yes		
Double VLAN Tagging		Yes	
Enabling dvlan-tunnel makes interface		Yes	
Global ethertype (TPID)		Yes	
Interface ethertype (TPID)		Yes	
Customer ID using PVID		Yes	
GARP with GVRP/GMRP	Yes		Automatic registration for membership in VLANs or in multicast groups
Multiple Registration Protocol (MRP)			Can replace GARP functionality
Multicast VLAN Registration Protocol (MVRP)	Yes		Can replace GARP functionality
MVR (Multicast VLAN registration)		Yes	
L2 Services - Availability			
IEEE 802.3ad - LAGs	Yes		Up to 128 LAGs and up to 8 ports per group
LACP	Yes		
LACP automatically reverts to and from Static LAG	Yes		
Static LAGs	Yes		
Local Preference per LAG	Yes		
LAG Hashing		Yes	
LAG Member Port Flaps Tracking		Yes	
LAG Local Preference	Yes		Known unicast traffic egresses only out of local blade LAG interface members
Distributed Link Aggregation	Yes		LAGs across the stack
Storm Control	Yes		
IEEE 802.3x (Full Duplex and flow control)	Yes		
Per port Flow Control	Yes		Asymmetric and Symmetric Flow Control
Priority Flow Control (PFC) Standardized by IEEE 802.1Qbb		M4300-12X12F, 24X, 24XF, 24X24F, 48X, 48XF and 96X only	Enables Flow Control per traffic class, full-duplex, CLI
UDLD Support (Unidirectional Link Detection)			Yes
Normal-Mode			Yes
Aggressive-Mode			Yes
Link Dependency	Yes	Allow the link status of specified ports to be dependent on the link status of other ports	
IEEE 802.1D Spanning Tree Protocol			Yes
IEEE 802.1w Rapid Spanning Tree			Yes
IEEE 802.1s Multiple Spanning Tree			Yes
Per VLAN STP (PVSTP) with FastUplink and FastBackbone	Yes (CLI only)		PVST+ interoperability
Per VLAN Rapid STP (PVRSTP)	Yes (CLI only)		RPVST+ interoperability
STP Loop Guard			Yes
STP Root Guard			Yes
STP BPDU Guard			Yes
STP BPDU Filtering			Yes
STP BPDU Flooding			Yes

L2 Services - Multicast Filtering

IGMPv2 Snooping Support	Yes
IGMPv3 Snooping Support	Yes
NETGEAR IGMP Plus™ Enhanced Implementation	Yes For automatic multicast across M4300/M4500 (Spine and Leaf) at Layer 2, removing the need for L3 PIM routing
MLDv1 Snooping Support	Yes
MLDv2 Snooping Support	Yes
Expedited Leave function	Yes
Static L2 Multicast Filtering	Yes
Enable IGMP / MLD Snooping per VLAN	Yes
IGMPv1/v2 Snooping Querier, compatible v3 queries	Yes
MLDv1 Snooping Querier	Yes
IGMP Snooping	
Enable IGMP Snooping per VLAN	Yes
Snooping Querier	Yes
MGMD Snooping	
Control Packet Flooding	Yes
Flooding to mRouter Ports	Yes
Remove Flood-All-Unregistered Option	Yes
Multicast VLAN registration (MVR)	Yes

L3 Services - Multicast Routing

IGMP Proxy	Yes
MLD Proxy	Yes
Any Source Multicast (ASM)	Yes
Source Specific Multicast (SSM)	Yes
Multicast streams routing between subnets, VLANs	Yes
Multicast static routes (IPv4, IPv6)	Yes
DVMRP (Distance Vector Multicast Routing Protocol)	Yes
Neighbor discovery	Yes
PIM-DM (Multicast Routing - dense mode)	Yes
PIM-DM (IPv6)	Yes
PIM-SM (Multicast Routing - sparse mode)	Yes
PIM-SM (IPv6)	Yes
PIM multi-hop RP support	Yes
PIM Timer Accuracy	Yes
PIM-SM Unhandled Events	Yes
IPMC replication (hardware support)	Yes

L3 Services - DHCP

DHCP IPv4 / DHCP IPv6 Client	Yes
DHCP IPv4 / DHCP IPv6 Server (Stateless, Stateful)	Yes
DHCP Snooping IPv4 / IPv6	Yes
BootP Relay IPv4 / IPv6	Yes
DHCP Relay IPv4 / IPv6	Yes
DHCP Relay Option 82 circuit-id and remote-id for VLANs	Yes
Multiple Helper IPs	Yes
Auto Install (DHCP options 66, 67, 150 and 55, 125)	Yes

L3 Services - Routing

Static Routing / ECMP Static Routing		IPv4/IPv6
Multiple next hops to a given destination		Yes
Load sharing, Redundancy		Yes
Default routes		Yes
Static Reject routes		Yes
Port Based Routing		Yes
VLAN Routing		Yes
802.3ad (LAG) for router ports		Yes
VRRP		IPv4
Pingable VRRP interface		Yes
VRRP Route/Interface Tracking		Yes
Loopback Interfaces		Yes
Tunnel interfaces		IPv4 / IPv6
Configured 6to4 tunnels		Yes
Automatic 6to4 tunnels		Yes
6to4 Border Router		Yes
RIP		IPv4
RIPv1/RIPv2		Yes
Route Redistribution	Yes	Enables the exchange of routing information among different routing protocols operating within a router
OSPF		IPv4/IPv6
OSPFv2 RFC 2328 including older RFC 1583 support		Yes
OSPFv3		Yes
OSPF Not-So-Stubby Area (NSSA) Option		Yes
Forwarding of OSPF Opaque LSAs		Yes
Passive interface feature		Yes
Static Area Range Costs feature		Yes
OSPF Equal Cost Multipath (ECMP)		Yes
Dynamically learned ECMP routes		Yes
Statically learned ECMP routes		Yes
OSPF Max Metric feature		Yes
Automatic Exiting of Stub Router Mode feature		Yes
Static Area Range Costs feature		Yes
OSPF LCA Pacing feature		Yes
OSPF Flood Blocking feature		Yes
OSPF Transit-Only Network Hiding		Yes
IP Multinetting		Yes
ICMP throttling		Yes
Router Discovery Protocol		Yes
DNS Client		IPv4/IPv6
IP Helper		Yes
Max IP Helper entries		512
IP Event Dampening		IPv4/IPv6
Proxy ARP		IPv4/IPv6
ICMP		IPv4/IPv6
ICMP redirect detection in hardware		Yes
Policy Based Routing (PBR)		IPv4/IPv6
Based on the size of the packet		Yes
Based on the Protocol of the payload (Protocol ID field)		Yes
Based on Source MAC address		Yes
Based on Source or Destination IP address		Yes
Based on VLAN tag		Yes
Based on Priority(802.1P priority)		Yes

Network Monitoring and Discovery Services				
ISDP (Industry Standard Discovery Protocol)	Yes			Can interoperate with devices running CDP
802.1ab LLDP			Yes	
802.1ab LLDP - MED			Yes	
SNMP			V1, V2, V3	
RMON 1,2,3,9			Yes	
sFlow			Yes (IPv4 and IPv6 headers)	
Security				
Network Storm Protection, DoS				
Broadcast, Unicast, Multicast DoS Protection	Yes			
Denial of Service Protection (control plane)	Yes			Switch CPU protection
Denial of Service Protection (data plane)	Yes			Switch Traffic protection
DoS Attacks Protection		SIPDIP SMACDMAC FIRSTFRAG TCPFRAG TCPFLAG TCPPORT	UDPPORT TCPFLAGSEQ TCPOFFSET TCPSYN TCPSYNFIN TCPFINURGPSH	L4PORT ICMP ICMPV4 ICMPV6 ICMPFRAG PINGFLOOD SYNACK
CPU Rate Limiting	Yes	Applied to IPv4 and IPv6 multicast packets with unknown L3 addresses when IP routing/multicast enabled		
ICMP throttling	Yes	Restrict ICMP, PING traffic for ICMP-based DoS attacks		
Management				
Management ACL (MACAL)	Yes			Protects management CPU access through the LAN
Max Rules	64			
Out of band Management	Yes			In-band management can be shut down entirely when out-of-band management network
Radius accounting	Yes			RFC 2565 and RFC 2866
TACACS+			Yes	
Malicious Code Detection	Yes			Software image files and Configuration files with digital signatures
Network Traffic				
Access Control Lists (ACLs)		L2 / L3 / L4		MAC, IPv4, IPv6, TCP, UDP
Time-based ACLs			Yes	
Protocol-based ACLs			Yes	
ACL over VLANs			Yes	
Dynamic ACLs			Yes	
IEEE 802.1x Radius Port Access Authentication	Yes			Up to 48 clients (802.1x) per port are supported, including the authentication of the users domain
802.1x MAC Address Authentication Bypass (MAB)	Yes			Supplemental authentication mechanism for non-802.1x devices, based on their MAC address only
Network Authentication Successive Tiering	Yes			Dot1x-> MAP -> Captive Portal successive authentication methods based on configured time-outs
Port Security			Yes	
IP Source Guard	Yes			IPv4 / IPv6
DHCP Snooping	Yes			IPv4 / IPv6
Dynamic ARP Inspection	Yes			IPv4 / IPv6
IPv6 RA Guard Stateless Mode			Yes	

MAC Filtering		Yes
Port MAC Locking		Yes
Private Edge VLAN	Yes	A protected port doesn't forward any traffic (unicast, multicast, or broadcast) to any other protected port - same switch
Private VLANs	Yes	Scales Private Edge VLANs by providing Layer 2 isolation between ports across switches in same Layer 2 network

Quality of Service (QoS) - Summary

Access Lists		Yes
L2 MAC, L3 IP and L4 Port ACLs		Yes
Ingress		Yes
Egress		Yes
802.3ad (LAG) for ACL assignment		Yes
Binding ACLs to VLANs		Yes
ACL Logging		Yes
Support for IPv6 fields		Yes
DiffServ QoS		Yes
Edge Node applicability		Yes
Interior Node applicability		Yes
802.3ad (LAG) for service interface		Yes
Support for IPv6 fields		Yes
Ingress/Egress		Yes
IEEE 802.1p COS		Yes
802.3ad (LAG) for COS configuration		Yes
WRED (Weighted Deficit Round Robin)		Yes
Strict Priority queue technology		Yes
Single Rate Policing		Yes (CLI only)
Committed Information Rate		Yes
Committed Burst Size		Yes
Excessive Burst Size		Yes
DiffServ feature applied to class maps		Yes
Auto-VoIP	Yes, based on protocols (SIP, H323 and SCCP) or on OUI bytes (default database and user-based OUIs) in the phone source MAC address	
iSCSI Flow Acceleration		Yes
Dot1p Marking		Yes
IP DSCP Marking		Yes

QoS - ACL Feature Support

ACL Support (general, includes IP ACLs)		Yes
MAC ACL Support		Yes
IP Rule Match Fields:		
Destination IP		Inbound/Outbound
Destination IPv6 IP		Inbound/Outbound
Destination L4 Port		Inbound/Outbound
Every Packet		Inbound/Outbound
IP DSCP		Inbound/Outbound
IP Precedence		Inbound/Outbound
IP TOS		Inbound/Outbound

Protocol	Inbound/Outbound
Source IP (for Mask support see below)	Inbound/Outbound
Source IPv6 IP	Inbound/Outbound
L3 IPv6 Flow Label	Inbound
Source L4 Port	Inbound/Outbound
TCP Flag	Inbound/Outbound
Supports Masking	Inbound/Outbound
MAC Rule Match Fields	
COS	Inbound/Outbound
Destination MAC	Inbound/Outbound
Destination MAC Mask	Inbound/Outbound
Ethertype	Inbound/Outbound
Source MAC	Inbound/Outbound
Source MAC Mask	Inbound/Outbound
VLAN ID	Inbound/Outbound
Rules attributes	
Assign Queue	Inbound
Logging -- deny rules	Inbound/Outbound
Mirror (to supported interface types only)	Inbound
Redirect (to supported interface types only)	Inbound
Rate Limiting -- permit rules	Inbound/Outbound
Interface	
Inbound direction	Yes
Outbound direction	Yes
Supports LAG interfaces	Yes
Supports Control-plane interface	Yes
Multiple ACLs per interface, dir	Yes
Mixed-type ACLs per interface, dir	Yes
Mixed L2/IPV4 ACLs per interface, inbound	Yes
Mixed IPv4/IPv6 ACLs per interface, inbound	Yes
Mixed IPv4/IPv6 ACLs per interface, outbound	Yes
QoS - DiffServ Feature Support	
DiffServ Supported	Yes
Class Type	
All	Yes
Class Match Criteria	
COS	Inbound/Outbound
COS2 (Secondary COS)	Inbound
Destination IP (for Mask support see below)	Inbound/Outbound
Destination IPv6 IP	Inbound/Outbound
Destination L4 Port	Inbound/Outbound
Destination MAC (for Mask support see below)	Inbound/Outbound
Ethertype	Inbound/Outbound
Every Packet	Inbound/Outbound
IP DSCP	Inbound/Outbound
IP Precedence	Inbound/Outbound
IP TOS (for Mask support see below)	Inbound/Outbound
Protocol	Inbound/Outbound
Reference Class	Inbound/Outbound
Source IP (for Mask support see below)	Inbound/Outbound
Source IPv6 IP	Inbound/Outbound
L3 IPv6 Flow Label	Inbound
Source L4 Port	Inbound/Outbound
Source MAC (for Mask support see below)	Inbound/Outbound
VLAN ID (Source VID)	Inbound/Outbound
VLAN ID2 (Secondary VLAN) (Source VID)	Inbound/Outbound
Supports Masking	Inbound/Outbound

Policy	
Out Class Unrestricted	Yes
Policy Attributes -- Inbound	
Assign Queue	Yes
Drop	Yes
Mark COS	Yes
Mark COS-AS-COS2	Yes
Mark COS2 (Secondary COS)	Yes
Mark IP DSCP	Yes
Mark IP Precedence	Yes
Mirror (to supported interface types only)	Yes
Police Simple	Yes
Police Single-Rate	Yes
Police Two-Rate	Yes
Police Color Aware Mode	Yes
Redirect (to supported interface types only)	Yes
Policy Attributes -- Outbound	
Drop	Yes
Mark COS	Yes
Mark IP DSCP	Yes
Mark IP Precedence	Yes
Mirror (to supported interface types only)	Yes
Police Simple	Yes
Police Single-Rate	Yes
Police Two-Rate	Yes
Police Color Aware Mode	Yes
Redirect (to supported interface types only)	Yes
Service Interface	
Inbound Slot.Port configurable	Yes
Inbound 'All' Ports configurable	Yes
Outbound Slot.Port configurable	Yes
Outbound 'All' Ports configurable	Yes
Supports LAG interfaces	Yes
Mixed L2/IPv4 match criteria, inbound	Yes
Mixed IPv4/IPv6 match criteria, inbound	Yes
Mixed IPv4/IPv6 match criteria, outbound	Yes
PHB Support	
EF	Yes
AF4x	Yes
AF3x	Yes
AF2x	Yes
AF1x	Yes
CS	Yes
Statistics -- Policy Instance	
Offered	packets
Discarded	packets
QoS - COS Feature Support	
COS Support	
Supports LAG interfaces	Yes
COS Mapping Config	
Configurable per-interface	Yes
IP DSCP Mapping	Yes

COS Queue Config

Queue Params configurable per-interface	Yes
Drop Params configurable per-interface	Yes
Interface Traffic Shaping (for whole egress interface)	Yes
Minimum Bandwidth	Yes
Weighted Deficit Round Robin (WDRR) Support	Yes
Maximum Queue Weight	127
WRED Support	Yes

PTP - PTPv2 Feature Support

PTPv2	All M4300 models, except 48-port 10G models (M4300-24X24F, M4300-48X, M4300-48XF)
IEEE 1588 PTPv2 Section 10 and 11.5	Yes
Implementation	Transparent Clock (TC) End-to-End implementation considering the residence time of PTPv2 packets from ingress to egress
Limitations	Standalone mode, or Stack Master only. On M4300-52G and M4300-52G-PoE+ models, PTPv2 is supported between port 1 and port 24, and between port 25 and port 48. PTPv1 packets are forwarded but not processed (no PTPv1 support).
Method	Residence time of the PTPv2 packet at the egress port level
PTPv2 packet fields that are updated	The "Sync & Delay_Req" field of passing/egressing out PTPv2 packets is updated with the residence time in the switch
PTPv2 packet fields that are NOT updated	Other fields in PTPv2 packets ("Announce", "Delay_Resp", "Pdelay_Req" and "Pdelay_Resp") are not updated

Functional Summary - IETF RFC Standards and IEEE Network Protocols

Core Management

RFC 854 – Telnet	RFC 3414 – User-Based Security Model
RFC 855 – Telnet option specifications	RFC 3415 – View-based Access Control Model
RFC 1155 – SMI v1	RFC 3416 – Version 2 of SNMP Protocol Operations
RFC 1157 – SNMP	RFC 3417 – Transport Mappings
RFC 1212 – Concise MIB definitions	RFC 3418 – Management Information Base (MIB) for the Simple Network Management Protocol (SNMP)
RFC 1867 – HTML/2.0 forms with file upload extensions	Configurable Management VLAN
RFC 1901 – Community-based SNMP v2	SSL 3.0 and TLS 1.2
RFC 1908 – Coexistence between SNMP v1 and SNMP v2	- RFC 2246 – The TLS protocol, version 1.0
RFC 2068 – HTTP/1.1 protocol as updated by draft-ietf-http-v11-spec-rev-03	- RFC 2346 – AES cipher suites for Transport layer security
RFC 2271 – SNMP framework MIB	- RFC 2818 – HTTP over TLS SSH 2.0
RFC 2295 – Transparent content negotiation	- RFC 4253 – SSH transport layer protocol
RFC 2296 – Remote variant selection; RSVP/1.0 state management cookies – draft-ietf-http-state-mgmt-05	- RFC 4252 – SSH authentication protocol
RFC 2576 – Coexistence between SNMP v1, v2, and v3	- RFC 4254 – SSH connection protocol
RFC 2578 – SMI v2	- RFC 4251 – SSH protocol architecture
RFC 2579 – Textual conventions for SMI v2	- RFC 4716 – SECSH public key file format
RFC 2580 – Conformance statements for SMI v2	- RFC 4419 – Diffie-Hellman group exchange for the SSH transport layer protocol
RFC 3410 – Introduction and Applicability Statements for Internet Standard Management Framework	
RFC 3411 – An Architecture for Describing SNMP Management Frameworks	HTML 4.0 specification, December 1997
RFC 3412 – Message Processing & Dispatching	
RFC 3413 – SNMP Applications	JavaScript™ 1.3

Advanced Management

Industry-standard CLI with the following features:

- | | |
|--------------------------|-----------------------------------|
| - Scripting capability | Optional user password encryption |
| - Command completion | Multisession Telnet server |
| - Context-sensitive help | Auto Image Upgrade |

Core Switching

IEEE 802.1AB – Link level discovery protocol	IEEE 802.3ba – 40GbE (M4300-96X)
IEEE 802.1D – Spanning tree	IEEE 802.3ad – Link aggregation
IEEE 802.1p – Ethernet priority with user provisioning and mapping	IEEE 802.3ae – 10 GbE
IEEE 802.1Q – Virtual LANs w/ port-based VLANs	IEEE 802.3af – Power over Ethernet
IEEE 802.1S – Multiple spanning tree compatibility	IEEE 802.3at – Power over Ethernet Plus
IEEE 802.1v – Protocol-based VLANs	IEEE 802.3x – Flow control
IEEE 802.1W – Rapid spanning tree	ANSI/TIA-1057 – LLDP-MED
IEEE 802.1AB – LLDP	GARP – Generic Attribute Registration Protocol: clause 12, 802.1D-2004
IEEE 802.1X – Port-based authentication	GMRP – Dynamic L2 multicast registration: clause 10, 802.1D-2004
IEEE 802.3 – 10Base-T	GVRP – Dynamic VLAN registration: clause 11.2, 802.1Q-2003
IEEE 802.3u – 100Base-T	RFC 4541 – IGMP snooping and MLD snooping
IEEE 802.3bz-2016 – 2.5G and 5GBASE-T (M4300-96X)	RFC 5171 – UniDirectional Link Detection (UDLD) Protocol

Additional Layer 2 Functionality

Broadcast storm recovery	IGMP and MLD snooping querier
Double VLAN/VMAN tagging	Port MAC locking
DHCP Snooping	MAC-based VLANs
Dynamic ARP inspection	IP source guard
Independent VLAN Learning (IVL) support	IP subnet-based VLANs
IPv6 classification APIs	Voice VLANs
Jumbo Ethernet frames	Protected ports
Port mirroring	IGMP snooping
Static MAC filtering	Green Ethernet power savings mode

System Facilities

Event and error logging facility	RFC 2030 – Simple Network Time Protocol (SNTP) V4 for IPv4, IPv6, and OSI
Runtime and configuration download capability	RFC 2131 – DHCP Client/Server
PING utility	RFC 2132 – DHCP options and BOOTP vendor extensions
XMODEM	RFC 2865 – RADIUS client
RFC 768 – UDP	RFC 2866 – RADIUS accounting

RFC 783 – TFTP	RFC 2868 – RADIUS attributes for tunnel protocol support
RFC 791 – IP	RFC 2869 – RADIUS extensions
RFC 792 – ICMP	RFC 28869bis – RADIUS support for Extensible Authentication Protocol (EAP)
RFC 793 – TCP	RFC 5176 – RADIUS Change of Auth
RFC 826 – ARP	RFC 3164 – The BSD syslog protocol with RFC 5424 update
RFC 951 – BOOTP	RFC 3580 – 802.1X RADIUS usage guidelines
RFC 1321 – Message digest algorithm	Power Source Equipment (PSE) IEEE 802.af Powered Ethernet (DTE Power via MDI) standard
RFC 1534 – Interoperability between BOOTP and DHCP	

Core Routing

RFC 826 – Ethernet ARP	RFC 2328 – OSPFv2
RFC 894 – Transmission of IP datagrams over Ethernet networks	RFC 2385–Protection of BGP Sessions via the TCP MD5 Signature Option
RFC 896 – Congestion control in IP/TCP networks	RFC 2453 – RIP v2
RFC 1027 – Using ARP to implement transparent subnet gateways (Proxy ARP)	RFC 3021 – Using 31-Bit Prefixes on Point-to-Point Links
RFC 1256 – ICMP router discovery messages	RFC 3046 – DHCP/BOOTP relay
RFC 1321 – Message digest algorithm	RFC 3101 – The OSPF “Not So Stubby Area” (NSSA) option
RFC 1519 – CIDR	RFC 3768 – Virtual Router Redundancy Protocol (VRRP)
RFC 1765 – OSPF database overflow	RFC 3623–Graceful OSPF Restart
RFC 1812 – Requirements for IPv4 routers	Route redistribution across RIP, BGP, and OSPF
RFC 2082 – RIP-2 MD5 authentication	VLAN routing
RFC 2131 – DHCP relay	

Quality of Service - DiffServ

RFC 2474 – Definition of the differentiated services field (DS Field) in IPv4/IPv6 headers	RFC 2697 – A Single Rate Three Color Marker
RFC 2475 – An architecture for differentiated services	RFC 3246 – An expedited forwarding PHB (Per-Hop Behavior)
RFC 2597 – Assured forwarding PHB group	RFC 3260 – New terminology and clarifications for DiffServ

Quality of Service - Access Control Lists (ACLs)

- Permit/deny actions for inbound or outbound IP traffic classification based on:
- Type of service (ToS) or differentiated services (DS) DSCP field
 - Source IP address
 - Destination IP address
 - TCP/UDP source port
 - TCP/UDP destination port
 - IPv6 flow label
 - IP protocol number

Permit/deny actions for inbound or outbound Layer 2 traffic classification based on:

- Source MAC address
 - Destination MAC address
 - EtherType
 - VLAN identifier value or range (outer and/or inner VLAN tag)
 - 802.1p user priority (outer and/or inner VLAN tag)
- Optional rule attributes:
- Assign matching traffic flow to a specific queue
 - Redirect or mirror (flow-based mirroring) matching traffic flow to a specific port
- Generate trap log entries containing rule hit counts

Quality of Service - Class of Service (CoS)

- | | |
|--|-----------|
| Direct user configuration of the following: | Auto VoIP |
| - IP DSCP to traffic class mapping | |
| - IP precedence to traffic class mapping | |
| - Interface trust mode: 802.1p, IP Precedence, IP DSCP, or untrusted | |
| - Interface traffic shaping rate | |
| - Minimum and maximum bandwidth per queue | |
| - Strict priority versus weighted (WRR/WDRR/WFQ) scheduling per queue | |
| - Tail drop versus Weighted Random Early Detection (WRED) queue depth management | |

Core Multicast

- | | |
|--|--|
| RFC 1112 – Host extensions for IP multicasting | RFC3973 – PIM-DM |
| RFC 2236 – IGMP v2 | RFC4601 – PIM-SM |
| RFC 2710 – MLDv1 | Draft-ietf-idmr-dvmrp-v3-10 – DVMRP |
| RFC 2365 – Administratively scoped boundaries | Draft-ietf-magma-igmp-proxy-06.txt – IGMP/MLD-based multicast forwarding (IGMP/MLD proxying) |
| RFC 3376 – IGMPv3 | Draft-ietf-magma-igmpv3-and-routing-05.txt – IGMPv3 and multicast routing protocol interaction |
| RFC3810 – MLDv2 | Static RP configuration |

Core IPv6 Routing

- | | |
|--|--|
| RFC 1981 – Path MTU for IPv6 | RFC 3513 – Addressing architecture for IPv6 |
| RFC 2373 – IPv6 addressing | RFC 3542 – Advanced sockets API for IPv6 |
| RFC 2460 – IPv6 protocol specification | RFC 3587 – IPv6 global unicast address format |
| RFC 2461 – Neighbor discovery | RFC 3736 – Stateless DHCPv6 |
| RFC 2462 – Stateless autoconfiguration | RFC 4213 – Basic transition mechanisms for IPv6 |
| RFC 2464 – IPv6 over Ethernet | RFC 4291 – Addressing architecture for IPv6 |
| RFC 2711 – IPv6 router alert | RFC 4443 – Internet Control Message Protocol (ICMPv6) for the IPv6 Specification |
| RFC 3056 – Connection of IPv6 Domains via IPv4 Clouds | RFC 5340 – OSPF for IPv6 |
| RFC 3315 – Dynamic Host Configuration Protocol for IPv6 (DHCPv6) | RFC 5187 – OSPFv3 Graceful Restart |
| RFC 3484 – Default address selection for IPv6 | RFC 6164 – Using 127-Bit IPv6 Prefixes on Inter-Router Links |
| RFC 3493 – Basic socket interface for IPv6 | RFC 6583 – Operational Neighbor Discovery Problems |

Supported MIBs

Base Package MIBs

MIBs can be downloaded here: <http://www.netgear.com/support/product/M4300-8X8F?cid=#download>

- | | |
|--|--|
| ANSI/TIA-1057 – LLDP-EXT-MED-MIB | RFC 2674 – Q-BRIDGE-MIB |
| DIFFSERV DSCP TC (Draft – no RFC) | RFC 2677 – IANA Address Family Numbers MIB |
| DNS-RESOLVER-MIB (IETF DNS Working Group) | RFC 2819 – RMON MIB |
| DNS-SERVER-MIB (IETF DNS Working Group) | RFC 2925 – DISMAN-PING-MIB and DISMAN-TRACEROUTE-MIB |
| GreenEthernet Private MIB | RFC 3273 – RMON MIB for High Capacity Networks |
| IANA-ADDRESS-FAMILY-NUMBERS-MIB (IANA (3/2002) | RFC 3411 – SNMP Management Frameworks MIB |
| IEEE 802.1AB-2004 – LLDP MIB | RFC 3411 – SNMP-FRAMEWORK-MIB |

IEEE 802.1AB-2005 – LLDP-EXT-DOT3-MIB	RFC 3412 – SNMP-MPD-MIB
POWER ETHERNET MIB (Draft – no RFC)	RFC 3413 – SNMP-NOTIFICATION-MIB
RFC 1155 – SMI-MIB	RFC 3413 – SNMP-PROXY-MIB (initial revision published as RFC 2273)
RFC 1450 – SNMPV2-MIB	RFC 3413 – SNMP-TARGET-MIB (initial revision published as RFC 2273)
RFC 2273 – SNMP Notification MIB, SNMP Target MIB	RFC 3414 – User-based Security Model for SNMPv3 MIB
RFC 2392 – IANA RTPROTO-MIB	RFC 3415 – View-based Access Control Model for SNMP MIB
RFC 2572 – SNMP Message Processing and Dispatching MIB	RFC 3417 – SNMPV2-TM
RFC 2574 – User-based Security Model for SNMPv3 MIB	RFC 3418 – SNMPv2 MIB
RFC 2575 – View-based Access Control Model for SNMP MIB	RFC 3434 – RMON MIB Extensions for High Capacity Alarms
RFC 2576 – SNMP Community MIB	RFC 3584 – SNMP Community MIB
RFC 2578 – SNMPV2-SMI	RFC 3621 – POWER-ETHERNET-MIB
RFC 2579 – SNMPV2-TC	SNMP-RESEARCH-MIB– SNMP research MIB definitions
RFC 2580– SNMPV2-CONF	SR-AGENT-INFO-MIB– SNMP research MIB definitions
RFC 2613 – SMON-MIB	USM-TARGET-TAG-MIB – SNMP research MIB definitions
Switching Package MIBs	
RFC 1213 – MIB-II	RFC 2011 – SNMPv2 Management Information Base
ANSI/TIA 1057 – LLDP-MED MIB	RFC 2213 – Integrated Services MIB
FASTPATH Enterprise MIBs supporting switching features	RFC 2233 – IF-MIB
FASTPATH-MMRP-MIB – MMRP private MIB for IEEE 802.1Q devices	RFC 2233 – The Interfaces Group MIB using SMI v2
FASTPATH-MSRP-MIB – MSRP private MIB for IEEE 802.1Q devices	RFC 2674 – VLAN and Ethernet Priority MIB (P-Bridge MIB)
FASTPATH-MVRP-MIB – MVRP private MIB for IEEE 802.1Q devices	RFC 2737 – Entity MIB (Version 2)
IANAifType-MIB – IANAifType Textual Convention	RFC 2819 – RMON Groups 1,2,3, & 9
IEEE 802.1AB – LLDP MIB	RFC 2863 – Interfaces Group MIB
IEEE 802.3AD MIB (IEEE8021-AD-MIB)	RFC 3291 – INET Address MIB
IEEE Draft P802.1AS/D7.0 (IEEE8021-AS-MIB)	RFC 3291 – Textual Conventions for Internet Network Addresses
IEEE LAG-MIB – Link Aggregation module for managing IEEE 802.3ad	RFC 3621 – Power Ethernet MIB
LLDP-EXT-DOT3-MIB (part of IEEE Std 802.1AB)	RFC 3635 – Etherlike MIB
LLDP-MIB (part of IEEE Std 802.1AB)	RFC 3636 – IEEE 802.3 Medium Attachment Units (MAUs) MIB
Private MIB for 802.1Qat, 802.1Qav Configuration	RFC 4022 – Management Information Base for the Transmission Control Protocol (TCP)
RFC 1493 – Bridge MIB	RFC 4113 – Management Information Base for the User Datagram Protocol (UDP)
RFC 1643 – Definitions of managed objects for the Ethernet-like interface types	RFC 4444 – IS-IS MIB
Routing Package MIBs	
FASTPATH Enterprise MIBs supporting routing features	RFC 2096 – IP Forwarding Table MIB
IANA-Address-Family-Numbers-MIB	RFC 2668 – IEEE 802.3 Medium Attachment Units (MAUs) MIB

RFC 1724 – RIP v2 MIB Extension

RFC 2787 – VRRP MIB

RFC 1850 – OSPF MIB

IPv6 Management MIBs

RFC 3419 – TRANSPORT-ADDRESS-MIB

IPv6-MIB (draft)

IPv6-ICMP-MIB (draft)

IPv6 Routing MIBs

RFC 2465 – IPv6 MIB

RFC 2466 – ICMPv6 MIB

QoS Package MIB

RFC 3289 – DIFFSERV-MIB & DIFFSERV-DCSP-TC MIBs

Private MIBs for full configuration of DiffServ, ACL, and CoS functionality

Security MIB

RFC 2618 – RADIUS Authentication Client MIB

IEEE8021-PAE-MIB – The Port Access Entity module for managing IEEE 802.1X

RFC 2620 – RADIUS Accounting MIB

IEEE 802.1X MIB (IEEE 8021-PAE-MIB 2004 Revision)

Multicast Package MIBs

RFC 2932 – IPv4 Multicast Routing MIB (for DVMRPv4 and PIMDMv4)

draft-ietf-idmr-dvmrp-mib-11.txt – DVMRP MIB

RFC 5060 – PIM-SM and PIM-DM MIB for IPv4 and IPv6

draft-ietf-magma-mgmd-mib-05.txt – Multicast Group Membership Discovery MIB (both IGMP and MLD)

RFC 5240 – BSR Protocol MIB

FASTPATH Enterprise MIBs supporting multicast features

Management

Password management

Yes

Configurable Management VLAN

Yes

Out-of-band Management

Yes

In-band management can be shut down using Management ACLs when separate management network

Auto Install

(BOOTP and DHCP options 66, 67, 150 and 55, 125)

Yes

Scalable deployment process (firmware, config)

Admin access control via Radius and TACACS+

Yes

Policies, Enable

Industry standard CLI (IS-CLI)

Yes

Command Line interface

CLI commands logged to a Syslog server

Yes

Web-based graphical user interface (GUI)

Yes

Fully functional GUI (exceptions are noted below:)

Features without Web GUI support

PFC (Priority Flow Control)

PV(R)STP

Authorization List

Control Plane ACL

UDLD

Policy Based Routing

LLPF

QoS Policy for Single Rate

DHCPv6 Snooping

IPv6 DHCP Relay

eMail Alerting

MMRP

CLI only

CLI only

CLI only

CLI only

CLI only

CLI only

CLI only

CLI only

CLI only

CLI only

CLI only

CLI only

PFC only supported on M4300-12X12F, 24X, 24X24F, 48X and 96X

Telnet

Yes

IPv6 management	Yes	
Dual Software (firmware) image	Yes	Allows non disruptive firmware upgrade process
Editable Configuration file	Yes	Text-based (CLI commands) configuration file
Non disruptive Config Management	Yes	With new startup configuration file, the switch gracefully resolves any differences with the running config
IS-CLI Scripting	Yes	
Port descriptions	Yes	
SNTP client over UDP port 123	Yes	Provides synchronized network timestamp either in broadcast or unicast mode
XMODEM	Yes	
SNMP v1/v2	Yes	
SNMP v3 with multiple IP addresses	Yes	
RMON 1,2,3,9		Yes
Max History entries		3 * (number of ports in the chassis + LAG + 10)
Max buckets per History entry		10
Max Alarm entries		3 * (number of ports in the chassis + LAG + 10)
Max Event entries		3 * (number of ports in the chassis + LAG + 10)
Max Log entries per Event entry		10
Port Mirroring		Yes
Number of monitor sessions		1 (multiple sessions are configurable)
Tx/Rx		Yes
Many to One Port Mirroring		Yes
LAG supported as source ports		Yes
Max source ports in a session		Total switch port count
Remote Port Mirroring (RSPAN)	Yes	When a particular session is enabled, any traffic entering or leaving the source ports of that session is copied (mirrored) onto a Remote Switched Port Analyzer (RSPAN) VLAN
Flow based mirroring	Yes	
Cable Test utility	Yes	CLI, Web GUI
Outbound Telnet	Yes	
SSHv2	Yes	Secure Shell version 2 (OpenSSH 7.5p1)
SSH Session Configuration	Yes	
SSL v3 and TLS v1.2 for HTTPS web-based access	Yes	(Open SSL 1.0.2o)
2048-bit RSA key pairs	Yes	For SSLv3 and SSHv2
SHA2-256 and SHA2-512 cryptographic hash functions	Yes	For SSLv3 and SSHv2
File transfers (uploads, downloads)		TFTP / HTTP
Secured protocols for file transfers		SCP / SFTP / HTTPS
HTTP Max Sessions		16
SSL/HTTPS Max Sessions		16
HTTP Download (firmware)	Yes	
Email Alerting	Yes (CLI only)	
Syslog (RFC 3164) (RFC 5424)	Yes, forwarding messages via UDP using the Syslog protocol to one or more collectors or relays	
Persistent log supported	Yes	

User Admin Management

User ID configuration	Yes
Max number of configured users	6
Support multiple READWRITE Users	Yes
Max number of IAS users (internal user database)	100
Authentication login lists	Yes
Authentication Enable lists	Yes
Authentication HTTP lists	Yes
Authentication HTTPS lists	Yes
Authentication Dot1x lists	Yes
Accounting Exec lists	Yes
Accounting Commands lists	Yes
Login History	50

M4300 series - Platform Constants

Maximum number of remote Telnet connections	5
Maximum number of remote SSH connections	5
Number of MAC Addresses	256K (M4300-96X) 128K (M4300-24X24F, M4300-48X, M4300-48XF) 16K (all other models)
Number of VLANs	4,093 VLANs (802.1Q) simultaneously - standalone mode 4,093 VLANs - stack mode (except when mixed stacks of M4300-96X with other models - 1,024 VLANs only)
VLAN ID Range	1 - 4093
Number of 802.1p Traffic Classes	8 classes (standalone) 7 classes (stack)
IEEE 802.1x	
Number of .1x clients per port	48
Number of LAGs	128 LAGs with up to 8 ports per group
Maximum multiple spanning tree instances (MSTP)	32
Maximum per VLAN spanning tree instances (PVST)	32
MAC based VLANS	Yes
Number supported	256
Number of network buffers	246
Number of log messages buffered	200
Static filter entries	
Unicast MAC and source port	20
Multicast MAC and source port	20
Multicast MAC and destination port (only)	2,048
Subnet based VLANs	Yes
Number supported	128
Protocol Based VLANs	Yes
Max number of groups	128
Max protocols	16
Maximum Multicast MAC Addresses entries	2K
Jumbo Frame Support	Yes
Max Size Supported	9k
Number of IP Source Guard stations	379

Number of DHCP snooping bindings	32K
Number of DHCPv6 snooping bindings	32K
Number of DHCP snooping static entries	1024
LLDP-MED number of remote nodes	2 x Total stack port count
LLDP Remote Management address buffers	2 x Total stack port count
LLDP Unknown TLV address buffers	100
LLDP Organisationally Defined Large TLV buffers	Total stack port count
LLDP Organisationally Defined Small TLV buffers	12 x Total stack port count
Port MAC Locking	Yes
Dynamic addresses per port	4096
Static addresses per port	48
sFlow	
Number of samplers	Total stack port count
Number of pollers	Total stack port count
Number of receivers	8
Radius	
Max Authentication servers	32
Max Accounting servers	32
Number of Routes (v4/v6)	
IPV4 only SDM build	12K (M4300-24X24F, -48X, -48XF, 96X) 512 (all other models) SDM (System Data Management, or switch database)
IPV4/IPV6 SDM build	
IPV4 routes	8K (M4300-24X24F, -48X, -48XF, 96X) 512 (all other models)
IPV6 routes	4K (M4300-24X24F, -48X, -48XF, 96X) 256 (all other models)
RIP application route scaling	512
OSPF application route scaling	12K (M4300-24X24F, -48X, -48XF, 96X) 512 (all other models)
Number of routing interfaces (including port/vlan)	128
Number of static routes (v4/v6)	64/64
OSPF	
OSPFv2 max neighbors	400
OSPFv3 max neighbors	400
OSPFv3 max neighbors per interface	100
Tunnels	
Number of configured v6-over-v4 tunnels	8
Number of automatic (6to4) tunnels	1
Number of 6to4 next hops	16
DHCP Server	
Max number of pools	256
Total max leases	2K
DNS Client	
Concurrent requests	16
Name server entries	8
Search list entries	6
Static host entries	64
Cache entries	128
Domain search list entries	32
DHCPv6 Server	
Max number of pools	16
DNS domain names within a pool	5
DNS server addresses within a pool	8
Delegated prefix definitions within a pool	10

Number of Host Entries (ARP/NDP)		
IPv4 only SDM build	8192 (M4300-24X24F, -48X, 96X)	888 (all other models) SDM (System Data Management, or switch database)
IPv4/IPv6 SDM build (v4/v6)	6144 / 2560 (M4300-24X24F, -48X, 96X)	760 / 128 (all other models)
Static v4 ARP Entries	128	
Number of ECMP Next Hops per Route	16 (M4300-24X24F, -48X, -48XF, 96X)	4 (all other models)
Number of ECMP groups	256 (M4300-24X24F, -48X, -48XF, 96X)	128 (all other models)
Total ECMP nexthops in Hardware	4,096 (M4300-24X24F, -48X, -48XF, 96X)	2,048 (all other models)
Maximum MFDB entries		
Native SDM template	2K (M4300-24X24F, -48X, -48XF, 96X)	1K (all other models) SDM (System Data Management, or switch database)
Mixed Stacking mode template	1K (M4300-24X24F, -48X, -48XF, 96X)	1K (all other models)
IGMPv3 / MLDv2 Snooping Limits		
IGMPv3/MLDv2 HW entries when IP Multicast present	512/512 (M4300-24X24F, -48X, -48XF, 96X)	64/32 (all other models)
IP Multicast		
Number of IPv4/IPv6 Multicast Forwarding Entries	1,024/512 (M4300-24X24F, -48X, -48XF, 96X)	96/32 (all other models)
IGMP Group Memberships per system	2K (IPv4) and 2K (IPv6)	
IPv4 Multicast routes (IPv4 only)	1.5K (M4300-24X24F, -48X, -48XF, 96X)	128 (all other models)
DVMRP Neighbors	256	
PIM-DM Neighbors	256	
PIM-SM Neighbors	256	
PIM-SM Static RP Entries	5	
PIM-SM Candidate RP Group Range Entries	20	
PIM-SM SSM Range Entries	5	
IGMP Sources processed per group per message	73	
ACL Limits		
Maximum Number of ACLs (any type)	100	
Maximum Number Configurable Rules per List	1,023 ingress / 511 ingress	
Maximum ACL Rules per Interface and Direction	1,023 ingress / 511 ingress	
Maximum ACL Rules per Interface and Direction (IPv6)	893 ingress / 509 egress	
Maximum ACL Rules (system-wide)	16K	
Maximum ACL Logging Rules (system-wide)	128	
COS Device Characteristics		
Configurable Queues per Port	8 queues (standalone) 7 queues (stack)	
Configurable Drop Precedence Levels	3	
DiffServ Device Limits		
Number of Queues	8 queues (standalone) 7 queues (stack)	
Requires TLV to contain all policy instances combined	Yes	
Max Rules per Class	13	
Max Instances per Policy	28	
Max Attributes per Instance	3	
Max Service Interfaces	116	
Max Table Entries		
Class Table	32	
Class Rule Table	416	
Policy Table	64	
Policy Instance Table	1,792	
Policy Attribute Table	5,376	
Max Nested Class Chain Rule Count	26	
AutoVoIP number of voice calls	20	
iSCSI Flow Acceleration		
Max Monitored TCP Ports/IP Addresses	16	
Max Sessions	192	
Max Connections	192	

LEDs

Per port	Speed, Link, Activity
Per device (half-width models)	Power, Fan, Stack Master, Stack ID
Per device (full width models)	Power 1, Power 2, Fan, Stack Master, Stack ID

Physical Specifications

Dimensions

M4300-8X8F, -16X, -12X12F, -24X, -24XF	Width: 8.35 inches (21.2 cm) (half-width); Height: 1U - 1.73 inches (4.4 cm); Depth: 13.58 inches (34.5 cm)
M4300-24X24F, M4300-48X, M4300-48X	Width: 17.32 inches (44 cm); Height: 1U - 1.73 inches (4.4 cm); Depth: 13.58 inches (34.5 cm)
M4300-96X	Width: 17.32 inches (44 cm); Height: 2U - 3.47 inches (8.8 cm); Depth: 21.08 inches (53.5 cm)
M4300-28G, M4300-28G-PoE+, M4300-52G	Width: 17.32 inches (44 cm); Height: 1U - 1.73 inches (4.4 cm); Depth: 12.2 inches (31 cm)
M4300-52G-PoE+	Width: 17.32 inches (44 cm); Height: 1U - 1.73 inches (4.4 cm); Depth: 15.28 inches (38.8 cm)

Weight

M4300-8X8F	7.31 lb (3.32 kg)		
M4300-16X	7.11 lb (3.22 kg)		
M4300-12X12F	8.14 lb (3.69 kg)		
M4300-24X	9.12 lb (4.14 kg)		
M4300-24XF	7.85 lb (3.56 kg)		
M4300-24X24F	13.48 lb (6.12 kg)		
M4300-48X	14.44 lb (6.55 kg)		
M4300-48XF	12.92 lb (5.86 kg)		
M4300-96X (XSM4396K0 empty version)	25.90 lb (11.76 kg)	APM408C: 0.81 lb (0.37 kg)	APM408F: 0.67 lb (0.30 kg)
M4300-96X (XSM4396K1 starter kit)	35.86 lb (16.28 kg)	APM408P: 0.95 lb (0.43 kg)	APM402XL: 0.66 lb (0.30 kg)
M4300-28G	9.94 lb (4.51 kg)		
M4300-28G-PoE+ (GSM4328PA version 550W PSU)	11.21 lb (5.09 kg)		
M4300-28G-PoE+ (GSM4328PB version 1,000W PSU)	11.47 lb (5.20 kg)		
M4300-52G	10.81 lb (4.91 kg)		
M4300-52G-PoE+ (GSM4352PA version 550W PSU)	14.44 lb (6.55 kg)		
M4300-52G-PoE+ (GSM4352PB version 1,000W PSU)	14.7 lb (6.67 kg)		

Power Consumption

Worst case, all ports used, full PoE, line-rate traffic

M4300-8X8F	49W max
M4300-16X (APS199W, without PoE)	49W max
M4300-16X (APS199W PSU, with max PoE 199W)	308.7W max
M4300-16X (APS600W PSU, with max PoE 500W)	610W max
M4300-12X12F	97W max
M4300-24X	125W max
M4300-24XF	87.2W max
M4300-24X24F	161W max
M4300-48X	237.2W max
M4300-48XF	152.4W max
M4300-96X (without PoE)	566W max
M4300-96X (with max PoE: 1,440W)	2,006W max
M4300-28G	34.5W max
M4300-28G-PoE+ (GSM4328PA version 550W PSU)	577W (1 PSU); 575W (2 PSUs in RPS mode); 797W (2 PSUs in EPS share mode) max
M4300-28G-PoE+ (GSM4328PB version 1,000W PSU)	833.2W (1 PSU); 832.5W (2 PSUs in RPS mode); 833.2W (2 PSUs in EPS share mode) max
M4300-52G	47.4W max
M4300-52G-PoE+ (GSM4352PA version 550W PSU)	609W (1 PSU); 611W (2 PSUs in RPS mode); 865W (2 PSUs in EPS share mode); 915W (2 PSUs in EPS share mode with external RPS) max
M4300-52G-PoE+ (GSM4352PB version 1,000W PSU)	888W (1 PSU); 902W (2 PSUs in RPS mode); 1,585W (2 PSUs in EPS share mode); 1,655W (2 PSUs in EPS share mode with external RPS) max

Environmental Specifications

Operating:	
Temperature	32° to 122°F (0° to 50°C)
Humidity	90% maximum relative humidity, non-condensing
Altitude	10,000 ft (3,000 m) maximum

Storage:	
Temperature	- 4° to 158°F (-20° to 70°C)
Humidity	95% maximum relative humidity, non-condensing
Altitude	10,000 ft (3,000 m) maximum

Electromagnetic Emissions and Immunity

Certifications	CE: EN 55032:2012+AC:2013/CISPR 32:2012, EN 61000-3-2:2014, Class A, EN 61000-3-3:2013, EN 55024:2010 VCCI : VCCI-CISPR 32:2016, Class A RCM: AS/NZS CISPR 32:2013 Class A CCC: GB4943.1-2011; YD/T993-1998; GB/T9254-2008 (Class A) FCC: 47 CFR FCC Part 15, Class A, ANSI C63.4:2014 ISED: ICES-003:2016 Issue 6, Class A, ANSI C63.4:2014 BSMI: CNS 13438 Class A
----------------	--

Safety

Certifications	CB report / certificate IEC 60950-1:2005 (ed.2)+A1:2009+A2:2013 UL listed (UL 1950)/cUL IEC 950/EN 60950 CE LVD: EN 60950-1: 2006 + A11:2009 + A1:2010 + A12:2011 + A2:2013 RCM (AS/NZS) 60950.1:2015 CCC (China Compulsory Certificate): GB4943.1-2011; YD/T993-1998; GB/T9254-2008 (Class A) BSMI: CNS 14336-1
----------------	---

Package Content

All models	Power cord(s) RJ45 straight-through wiring serial console cable to DB9 Mini-USB console cable Rubber caps for the SFP+ sockets Rubber footpads for tabletop installation Installation guide Resource CD with a link to the following manuals and software: - Software setup manual - CLI manual - Software administration guide - Hardware installation guide - The driver for use with The Mini-USB console cable
M4300-8X8F, M4300-12X12F, M4300-24X, M4300-24XF	Half-width switch with one APS250W power supply unit 1-unit rack-mounting kit: one long bracket, one regular (short) bracket, and screws (for front posts) 2-unit rack-mounting kit: one pair of inside and outside middle mounts (for combining two half-width M4300 switches)
M4300-16X (XSM4316PA version 199W PSU)	Half-width switch with one APS199W power supply unit Two regular (short) brackets and screws for two-post rack mount (for front posts)
M4300-16X (XSM4316PB version 600W PSU)	Half-width switch with one APS600W power supply unit Two regular (short) brackets and screws for two-post rack mount (for front posts)
M4300-24X24F, M4300-48X, M4300-48XF	Full width switch with one APS250W power supply unit Two regular (short) brackets and screws for two-post rack mount (for front posts)
M4300-96X (XSM4396K0 empty version)	2RU empty switch without power supply unit (to be purchased separately) Two regular (short) brackets and screws for two-post rack mount (for front posts) Rails and screws for four-post rack mount (for rear posts)
M4300-96X (XSM4396K1 starter kit)	2RU switch with one APS600W power supply unit and six APM408F units (8x1G/10GBASE-X SFP+ Port Cards) in their packaging each Two regular (short) brackets and screws for two-post rack mount (for front posts) Rails and screws for four-post rack mount (for rear posts)
M4300-28G, M4300-52G	Full width switch with one APS150W power supply unit Two regular (short) brackets and screws for two-post rack mount (for front posts)
M4300-28G-PoE+ (GSM4328PA version 550W PSU) M4300-52G-PoE+ (GSM4352PA version 550W PSU)	Full width switch with one APS550W power supply unit Two regular (short) brackets and screws for two-post rack mount (for front posts)
M4300-28G-PoE+ (GSM4328PB version 1,000W PSU) M4300-52G-PoE+ (GSM4352PB version 1,000W PSU)	Full width switch with one APS1000W power supply unit Two regular (short) brackets and screws for two-post rack mount (for front posts)

Optional Modules and Accessories

APS150W	150W AC PSU for M4300-28G and M4300-52G	APS150W-100NES/AJS
APS199W	199W AC PSU for M4300-16X (non- or limited PoE applications)	APS199W-100NES/AJS
APS250W	250W AC PSU for M4300-8X8F, M4300-12X12F, M4300-24X, M4300-24X24F and M4300-48X	APS250W-100NES/AJS
APS550W	550W AC PSU for M4300-28G-PoE+ (GSM4328PA) and M4300-52G-PoE+ (GSM4352PA)	APS550W-100NES/AJS
APS600W	600W AC PSU for M4300-96X (preferred for non-PoE applications) and M4300-16X (PoE applications)	APS600W-100NES/AJS
APS1000W	1,000W AC PSU for M4300-28G-PoE+ (GSM4328PB), M4300-52G-PoE+ (GSM4352PB) and RPS4000	APS1000W-100NES/AJS
APS1200W	1,200W AC PSU for M4300-96X (preferred for non-PoE applications)	APS1200W-100NES/AJS
RPS4000	External / Redundant Power Supply (up to four switches) for M4300-52G-PoE+	RPS4000-200NES/AJS
AGM731F	1000BASE-SX SFP GBIC (Multimode)	AGM731F
AGM732F	1000BASE-LX SFP GBIC (Single mode)	AGM732F
AGM734	1000BASE-T RJ45 SFP GBIC	AGM734-10000S
AXC761	10GSFP+ Cu (passive) SFP+ to SFP+ Direct Attach Cable 1m	AXC761-10000S
AXC763	10GSFP+ Cu (passive) SFP+ to SFP+ Direct Attach Cable 3m	AXC763-10000S
AXC765	10GSFP+ Cu (active) SFP+ to SFP+ Direct Attach Cable 5m	AXC765-10000S
AXC767	10GSFP+ Cu (active) SFP+ to SFP+ Direct Attach Cable 7m	AXC767-10000S
AXC7610	10GSFP+ Cu (active) SFP+ to SFP+ Direct Attach Cable 10m	AXC7610-10000S
AXC7615	10GSFP+ (Duplex Fiber Optic) SFP+ to SFP+ Direct Attach Cable 15m	AXC7615-10000S
AXC7620	10GSFP+ (Duplex Fiber Optic) SFP+ to SFP+ Direct Attach Cable 20m	AXC7620-10000S
AXLC761	40GBASE-CR4 (passive) QSFP+ to QSFP+ Direct Attach Cable 1m	AXLC761-10000S
AXLC763	40GBASE-CR4 (passive) QSFP+ to QSFP+ Direct Attach Cable 3m	AXLC763-10000S
AXM761	10GBASE-SR SFP+ GBIC (OM3/OM4 Multimode)	AXM761-10000S
AXM761 (Pack of 10 units)	10GBASE-SR SFP+ GBIC (OM3/OM4 Multimode)	AXM761P10-10000S
AXM762	10GBASE-LR SFP+ GBIC (Single mode)	AXM762-10000S
AXM762 (Pack of 10 units)	10GBASE-LR SFP+ GBIC (Single mode)	AXM762P10-10000S
AXM763	10GBASE-LRM SFP+ GBIC (Long Reach Multimode for OM1/OM2, also compatible with OM3/OM4)	AXM763-10000S
AXM764	10GBASE-LR LITE SFP+ GBIC (Single mode)	AXM764-10000S
AXM765	10GBASE-T RJ45 SFP+ GBIC up to 30 meters on CAT6a or better	AXM765-10000S
AXLM761	40GBASE-MR4 Duplex LC (one duplex OM3/OM4 Multimode link) 150m QSFP+ Transceiver	AXLM761-10000S
AXLM762	40GBASE-LR4 Duplex LC (one duplex Single Mode link) 10km QSFP+ Transceiver	AXLM762-10000S

Warranty and Support

Limited Lifetime ProSAFE Hardware Warranty**	Included, limited lifetime
90 days of Technical Support via phone and email*	Included, 90 days after purchase
Lifetime Technical Support through online chat*	Included, lifetime
Lifetime Next Business Day hardware replacement*	Included, lifetime

ProSupport Service Packs

Installation contracts for:	All models
PSB0304-10000S	Remote Installation Setup and Configuration Service Contract
Supplemental support contracts for:	M4300-8X8F and -16X M4300-28G M4300-28G-PoE+ M4300-52G M4300-52G-PoE+
PMB0313-10000S	OnCall 24x7 1-year CAT 3
PMB0333-10000S	OnCall 24x7 3-year CAT 3
PMB0353-10000S	OnCall 24x7 5-year CAT 3
Supplemental support contracts for:	M4300-12X12F M4300-24X and -24XF M4300-24X24F M4300-48X and -48XF M4300-96X
PMB0314-10000S	OnCall 24x7 1-year CAT 4
PMB0334-10000S	OnCall 24x7 3-year CAT 4
PMB0354-10000S	OnCall 24x7 5-year CAT 4

Ordering Information

Ordering Information	
M4300-8X8F	
Americas, Europe	XSM4316S-100NES
Asia Pacific	XSM4316S-100AJS
China	XSM4316S-100PRS
M4300-16X with 199W PSU	
Americas, Europe	XSM4316PA-100NES
Asia Pacific	XSM4316PA-100AJS
China	XSM4316PA-100PRS
M4300-16X with 600W PSU	
Americas, Europe	XSM4316PB-100NES
Asia Pacific	XSM4316PB-100AJS
China	XSM4316PB-100PRS
M4300-12X12F	
Americas, Europe	XSM4324S-100NES
Asia Pacific	XSM4324S-100AJS
China	XSM4324S-100PRS
M4300-24X	
Americas, Europe	XSM4324CS-100NES
Asia Pacific	XSM4324CS-100AJS
China	XSM4324CS-100PRS
M4300-24XF	
Americas, Europe	XSM4324FS-100NES
Asia Pacific	XSM4324FS-100AJS
China	XSM4324FS-100PRS
M4300-24X24F	
Americas, Europe	XSM4348S-100NES
Asia Pacific	XSM4348S-100AJS
China	XSM4348S-100PRS
M4300-48X	
Americas, Europe	XSM4348CS-100NES
Asia Pacific	XSM4348CS-100AJS
China	XSM4348CS-100PRS
M4300-48XF	
Americas, Europe	XSM4348FS-100NES
Asia Pacific	XSM4348FS-100AJS
China	XSM4348FS-100PRS
M4300-96X	
Worldwide (Empty Switch, No PSU)	XSM4396K0-10000S
Americas, Europe (Starter Kit 48xSFP+)	XSM4396K1-100NES
Asia Pacific (Starter Kit 48xSFP+)	XSM4396K1-100AJS
Worldwide (10G Copper card)	APM408C-10000S
Worldwide (10G Copper PoE+ card)	APM408P-10000S
Worldwide (10G Fiber card)	APM408F-10000S
Worldwide (40G Fiber card)	APM402XL-10000S
Americas, Europe (600W PSU)	APS600W-100NES
Asia Pacific (600W PSU)	APS600W-100AJS
Americas, Europe (1,200W PSU)	APS1200W-100NES
Asia Pacific (1,200W PSU)	APS1200W-100AJS
M4300-28G	
Americas, Europe	GSM4328S-100NES
Asia Pacific	GSM4328S-100AJS
China	GSM4328S-100PRS

M4300-28G-PoE+ with 550W PSU	
Americas, Europe	GSM4328PA-100NES
Asia Pacific	GSM4328PA-100AJS
China	GSM4328PA-100PRS
M4300-28G-PoE+ with 1,000W PSU	
Americas, Europe	GSM4328PB-100NES
Asia Pacific	GSM4328PB-100AJS
China	GSM4328PB-100PRS
M4300-52G	
Americas, Europe	GSM4352S-100NES
Asia Pacific	GSM4352S-100AJS
China	GSM4352S-100PRS
M4300-52G-PoE+ with 550W PSU	
Americas, Europe	GSM4352PA-100NES
Asia Pacific	GSM4352PA-100AJS
China	GSM4352PA-100PRS
M4300-52G-PoE+ with 1,000W PSU	
Americas, Europe	GSM4352PB-100NES
Asia Pacific	GSM4352PB-100AJS
China	GSM4352PB-100PRS

** This product comes with a limited warranty that is valid only if purchased from a NETGEAR authorized reseller, and covers unmodified hardware, fans and internal power supplies - not software or external power supplies, and requires product registration at <https://www.netgear.com/business/registration> within 90 days of purchase; see <https://www.netgear.com/about/warranty> for details. Intended for indoor use only.

NETGEAR, the NETGEAR Logo and ProSAFE are trademarks of NETGEAR, Inc. in the United States and/or other countries. Other brand names mentioned herein are for identification purposes only and may be trademarks of their respective holder(s). Information is subject to change without notice. © 2020 NETGEAR, Inc. All rights reserved.