



msi®

GAMING CHAIR

MAG CH120 I



MAG CH120 I

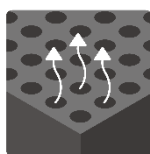
Selling Points

- Steel framework
- 180° fully reclinable backrest
- 4D multi-adjustable armrests
- Certified class 4 gas lift piston
- 5 star steel chair base design
- 75mm locking caster wheel
- Ergonomic headrest pillow and lumbar cushion support



Sturdy framework

The frame of MSI Gaming Chair is made of steel that can support up to 150kg - something gamers can truly rely on.



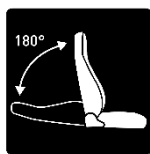
Breathable foam

The highly breathable molded foam design provides ultra support and breathability to help players stay comfortable.



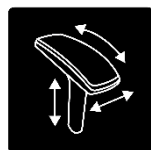
Class 4 gas lift piston

Highest certification in industry, it prevents the possibility of damage and ensures your safety in the long run.



Fully reclinable backrest

The backrest of MSI Gaming Chair can reach to a maximum of 180 degree inclination, making it ideal for lying down.



4D multi adjustable armrests

The 4D adjustable armrests allow gamers to adjust them to the best position for gaming.



Locking caster wheel

Ensures that the chair wouldn't slide during the heat of battle.



msi

GAMING CHAIR

MAG CH120 I



Headrest pillow and lumbar cushion support



180° fully reclinable backrest



Class 4 certified gas lift



Steel framework with breathable foam



4D adjustable armrests



5 star steel base with locking caster wheels

Specification

Marketing name	MAG CH120 I
Marketing SKU	MAG CH120 I
Foam Type	EVA foam cotton
Foam Density	40-45 kg/m ³
Frame Construction	Steel (Diameter: 19mm)
Seat Cover Material	PVC Leather
Color Versions	Black and Grey
Adjustable Armrests	4D
Armrest Pad Size (L x W)	27 x 10 cm
Mechanism	Conventional tilt (Y-19)
Multi-angle tilting support	90° - 180°
Adjustable Tilt Angle	0° - 12°
Gas Lift Piston	Class-4
Seat Back Style	High-back
Adjustable Back Angle	90° - 180°
Headrest & Lumbar Cushion included	Yes
Headrest & Lumbar Cushion Cover Material	PVC leather
Five-Star Base	Steel base
Wheel Size	75 mm breaking wheels
Assembly Required	Yes

Weight & Dimensions

Product Dimension (W x D x H)	65 x 58 x 130 cm
Seating Size (W x D)	52 x 52.5 cm
Maximum Seating Height	55 cm
Minimum Seating Height	47.5 cm
Maximum Armrest Height	37.5 cm
Minimum Armrest Height	30.5 cm
Backrest Height	80 cm
Backrest Shoulder Width	55 cm
Package Size (L x W x H)	80 x 66 x 33 cm
Max. Height of Recommended User	200 cm
Net weight	20.2 kg
Gross weight	27 kg
Max. Weight Capacity	150 kg