


DK-290

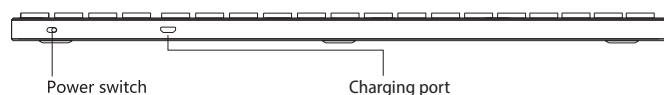
Quick Start Guide

A. Product diagram

1. Uppercase indicator light
2. Low voltage indicator light — yellow



1. Charging indicator light Red
2. NUM key on and off indicator light

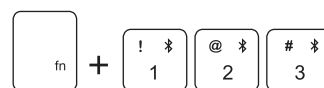


B. Bluetooth usage

Step 1: Turn on the keyboard by using the power switch on the upper right side.

Step 2: Long press any set of FN + 1 (or 2 or 3) to start the pairing process, the indicator light will start flashing.

Step 3: Search for the name “Bluetooth 3.0 keyboard” in the Bluetooth device list and click pair. Upon pairing, the indicator light on your keyboard stops blinking and remains steady.



★ Note: The Keyboard can be connected to three devices, by pressing FN + 1/2/3 you switch between connected devices.

Note: Long press FN + 1/2/3 to start the bluetooth pairing process

★ Note: To reset the keyboard Long press FN + ESC to recover factory settings of the keyboard. (this operation will clear previously connected devices)

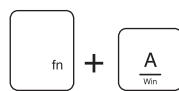
C. Indicator light introductions:

1. The white light flickers once — Keyboard-Power-on indication
2. The white light flickers continuously — Pairing mode
3. The light is red — Keyboard is charging
4. The yellow light flickers — Low keyboard power

D. FN+ Multimedia combination key and other function keys introductions :

There are different shortcuts keys and modes between Windows, Mac and Android, the keyboard supports switching between the three systems.

Windows shortcuts



- | | |
|--------------------------------|------------------------|
| FN+F1 = (System brightness -) | FN+F7 = (Prev song) |
| FN+F2 = (System brightness +) | FN+F8 = (Play/pause) |
| FN+F3 = (Multi-screen display) | FN+F9 = (Next song) |
| FN+F4 = (My computer) | FN+F10 = (Volume mute) |
| FN+F5 = (Lock screen) | FN+F11 = (Volume -) |
| FN+F6 = (Home page) | FN+F12 = (Volume +) |

Android shortcuts



- | | |
|----------------------------|-------------------|
| F1 = (System brightness -) | F7 = (Prev song) |
| F2 = (System brightness +) | F8 = (Play/pause) |
| F3 = (No function) | F9 = (Next song) |
| F4 = (No function) | F10 = (Mute) |
| F5 = (Lock screen) | F11 = (Volume -) |
| F6 = (Home page) | F12 = (Volume +) |

Android 5.0 or later

IOS shortcuts



- | | |
|-----------------------------|-------------------|
| F1 = (System brightness -) | F7 = (Prev song) |
| F2 = (System brightness +) | F8 = (Play/pause) |
| F3 = (Multi-screen display) | F9 = (Next song) |
| F4 = (Master panel) | F10 = (Mute) |
| F5 = (Lock screen) | F11 = (Volume -) |
| F6 = (No function) | F12 = (Volume +) |

IOS

E. Product specification

1. Battery capacity: 350mA
2. The keyboard size: 430mm*123mm*15.5mm
3. Weight: 480g± 10g