



**Jabra** GN

## The Jabra Engage 65 Engineered to be the world's most powerful professional wireless headsets\*

**The Jabra Engage 65 is an entirely new class of DECT wireless professional headsets engineered to boost customer satisfaction.**

**Industry-leading professional wireless performance. Better customer connections.**

Provides superior wireless connectivity to a range of up to 150m/490ft. Enables 3x more users to operate in the same office space – with no loss in connection quality.<sup>1</sup>

**Crystal-clear calls. Enhance the customer experience.**

Advanced noise-cancelling microphone and enhanced speakers deliver crystal-clear calls even in noisy offices. Meets Skype for Business Open Office requirements.<sup>2</sup>

**More talk time, less interruption. Increase productivity.**

Up to 13 hours talk time<sup>3</sup> and a busylight that acts as a do-not-disturb sign for colleagues.

**Increase availability for calls.**

Connect to up to two devices simultaneously. Can connect to 1 USB device (softphone or desk phone) and 1 analog phone.

**Choice of wearing styles. Support different workstyles.**

With stereo, mono and lightest-in-category convertible models, there's a Jabra Engage for everyone.

\* Relates to Jabra Engage 75/65 Stereo and Mono variants.

<sup>1</sup> February 19, 2018. See facts on [Jabra.com/commercial-claims](http://Jabra.com/commercial-claims)

<sup>2</sup> Find details on page 2 <sup>3</sup> Variant dependent <sup>3</sup> Dependent on usage

At a glance:

### Jabra Engage 65 wireless headsets

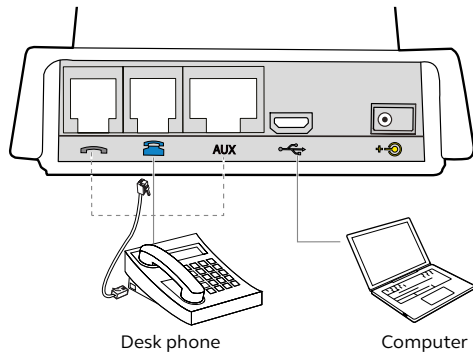
- Up to 150m/490ft range
- 3x wireless density<sup>1</sup>
- Advanced noise-cancelling microphone
- Enhanced speakers with intelligent volume control
- Up to 13 hours talk time<sup>3</sup>
- Integrated busylight
- Connect up to 2 devices



Works with

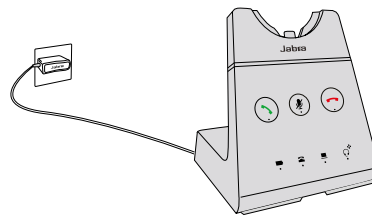


# Getting started

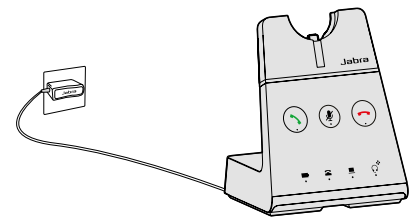


First, connect the desk phone and PC cables to the base. For information on your specific phone, refer to <http://www.jabra.com/compatibilityguide>

# Connect to power



Stereo and Mono



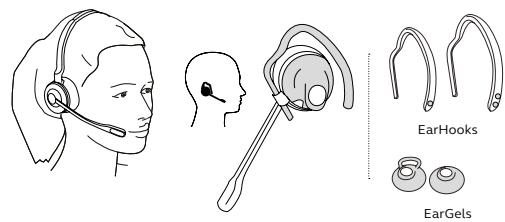
Convertible

Then plug the base into a power supply. Press Vol + and Vol - simultaneously to enter the setup menu to help you connect to your computer or desk phone.

# How to wear

Stereo and Mono

Convertible

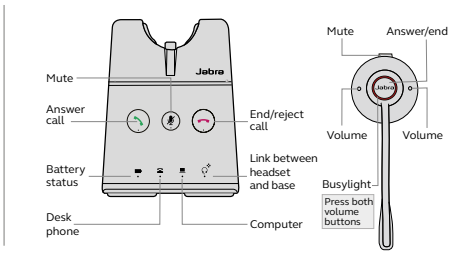
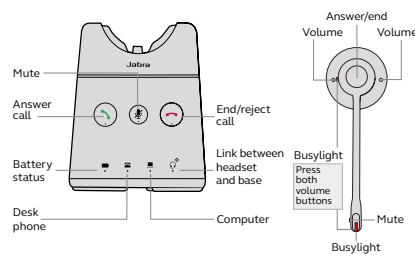


The headset can be worn on the left or right ear.

# How to use

Stereo and Mono

Convertible



Features	Jabra Engage 65 Stereo	Jabra Engage 65 Mono	Jabra Engage 65 Convertible
Wireless capacity NA/EU – wideband <sup>1</sup>	80/160	80/160	80/160
Wireless capacity NA/EU – narrowband <sup>2</sup>	130/260	130/260	130/260
Wireless range (up to – meters/feet)	150/490	150/490	100/330
Talk time (up to – hours) <sup>3</sup>	13	13	9
Fast charge – from 0-40% (minutes)	30	30	30
Emergency charging	Yes	Yes	Yes
Connectivity – how many devices	2 <sup>4</sup>	2 <sup>4</sup>	2 <sup>4</sup>
Wireless technology	DECT	DECT	DECT
Secure DECT (level)	C	C	C
Intelligent volume control (speech level normalization and balanced voice)	Yes	Yes	Yes
User sound protection (PeakStop™, Noise@Work, Acoustic Shock)	Yes	Yes	Yes
Directional noise cancelling microphone	Yes	Yes	Yes
Microphone (G-MOS, Tx, CC)	4.3	4.3	3.8
Speaker (P-MOS, Rx, Silent)	4.4	4.4	3.9
Meets Skype for Business Open Office requirements	Yes	Yes	No
Boom arm adjustable	270°	270°	360°
Busylight	Yes	Yes	Yes
Wearing styles	Stereo	Mono <sup>5</sup>	Comes with earhook <sup>6</sup>
Headset weight (g)	83	57	18

## Compatibility

For compatibility information go to [Jabra.com](http://Jabra.com)



<sup>1</sup> DECT capacity, number of theoretical users in wideband. Actual numbers may vary  
<sup>2</sup> DECT capacity, number of theoretical users in narrowband. Actual numbers may vary <sup>3</sup> Dependent on usage  
<sup>4</sup> Can connect to 1 USB device (softphone or desk phone) and 1 analog phone <sup>5</sup> Engage 65 Mono: neckband is available as an accessory <sup>6</sup> Engage 65 Convertible: headband and neckband are available as accessories  
<sup>7</sup> Softphone certified, desk phone in progress