

SC 30 USB ML SC 60 USB ML



Quick Guide
Kurzanleitung
Guide rapide
Guida rapida

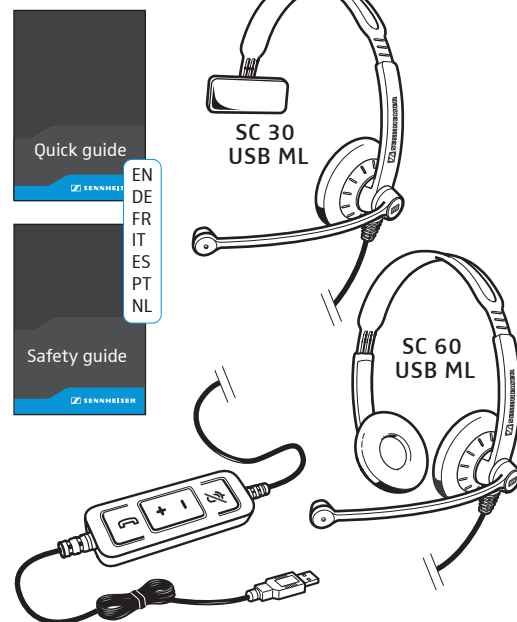
Instrucciones resumidas
Guida rápido
Beknopte handleiding



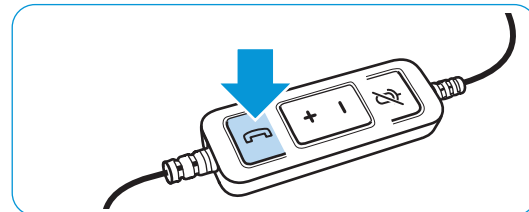
Sennheiser Communications A/S
Industriparken 27, 2750 Ballerup, Denmark
www.sennheiser.com

Printed in China, Publ. 07/13, A03

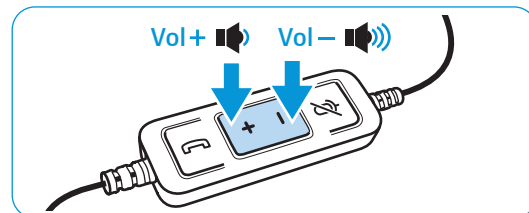
Delivery includes | Lieferumfang | Contenu |
Volume di forniture | Volumen de suministro |
Itens fornecidos | Leveringsomvang




To accept/end a call | Anruf annehmen/beenden |
Prendre/terminer un appel | Accettare/Terminare
una chiamata | Contestar/finalizar llamada |
Atender/terminar chamada | Gesprek aannemen/
beëindigen



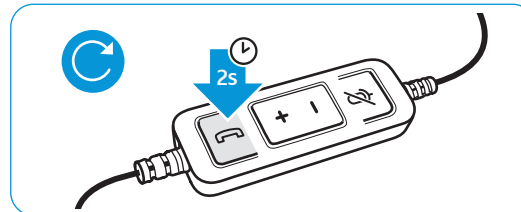
Adjusting the volume | Lautstärke
einstellen | Régler le volume | Impostazione del
volume | Ajustar el volumen | Ajustar o volume |
Volume instellen



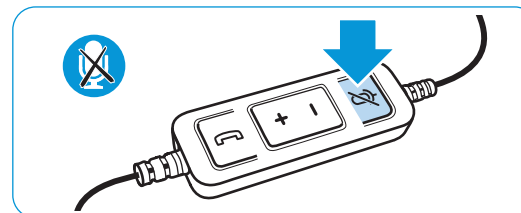
Connection possibilities | Anschlussmöglichkeiten |
Possibilités de raccordement | Possibilità di collega-
mento | Posibilidades de conexión | Ligações
possíveis | Aansluitmogelijkheden



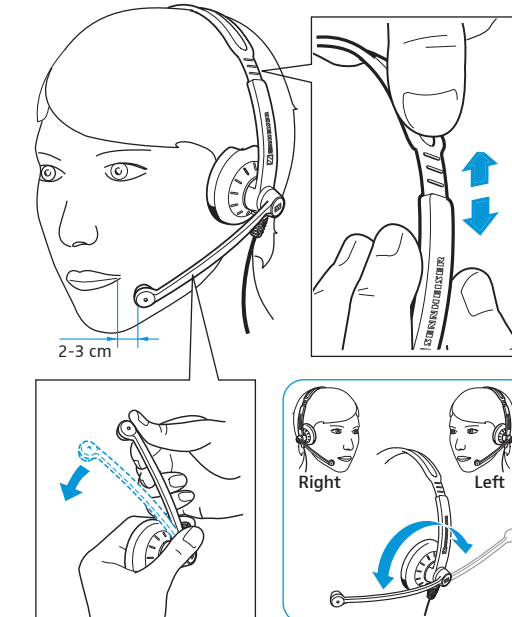
Redialing | Wahlwiederholung | Recomposer le
dernier numéro | Ripetizione della selezione |
Rellamada | Remarcação | Nummerherhaling



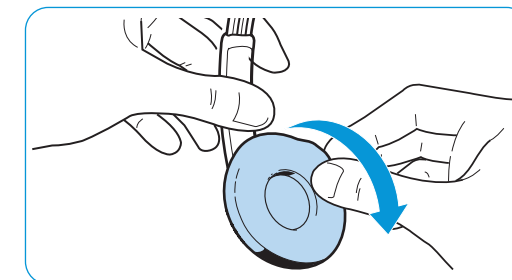
Mute Microphone | Mikrofon stumm schalten |
Couper le microphone | Silenziamento del microfo-
no | Silenciar el micrófono | Activar o modo de
silêncio no microfone | Microfoon op mute schakelen



Wearing the headset | Headset aufsetzen |
Mettre le casque-micro | Indossare l'headset |
Ponerse los auriculares | Colocar o micro-auscul-
tador | De headset opzetten



Replacing the ear pad | Ohrpolster austauschen |
Remplacer le coussinet d'oreille | Sostituzione dei
cuscinetti auricolari | Cambiar las almohadillas |
Substituir as almofadas | Oorkussens vervangen




Detailed information | Ausführliche Informatio-
nen | Informations détaillées | Informazioni
dettagliate | Informaciones detalladas |
Informações detalhadas | Uitvoerige informatie



www.sennheiser.com/cc/support

SC 30 USB ML SC 60 USB ML



Quick Guide
Snabbguide
Quick Guide
Krótka instrukcja obsługi

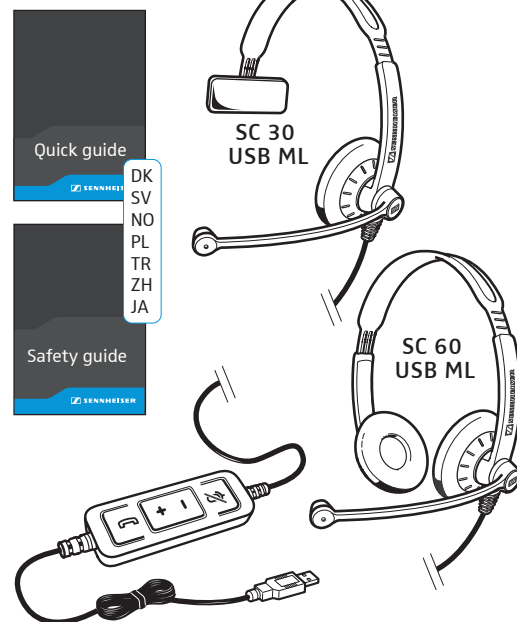
Hızlı Kılavuz
快速指南
クイックガイド



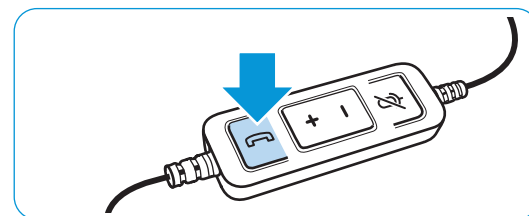
Sennheiser Communications A/S
Industriparken 27, 2750 Ballerup, Denmark
www.sennheiser.com

Printed in China, Publ. 07/13, A03

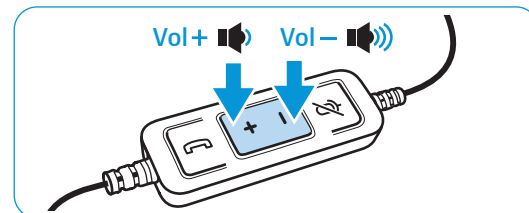
Leveringsomfang | Medföljande delar | Leveranse-
omfang | Zakres dostawy | Teslimat Kapsamı |
供货范围 | 同梱されているもの



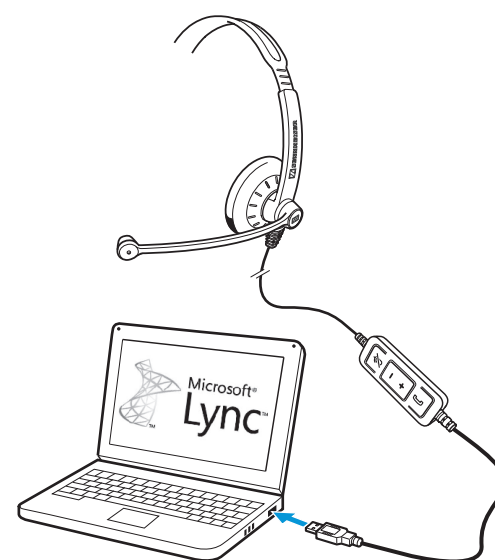
Modtagelse/afslutning af opkald | Ta emot/avslu-
ta ett samtal | Ta imot /avslutte anrop |
Odbieranie / kończenie połączenia | Çağrıyı
al/kapat | 接听/挂断来电



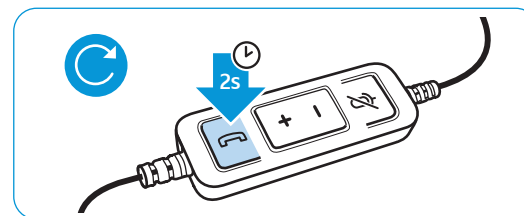
Indstilling af lydstyrke | Ställ in volymen | Stille inn
lydstyrke | Regulacja głośności | Ses düzeyini
ayarla | 调节音量 | 音量的調整



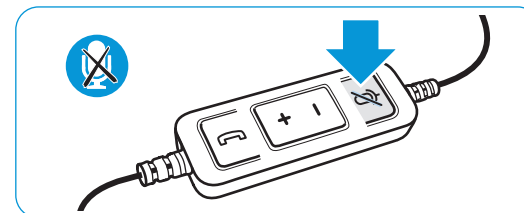
Tilslutningsmuligheder | Anslutning | Tilkoblings-
muligheter | Możliwości podłączenia | Bağlantı
olanakları | 连接可能性 | 接続方法



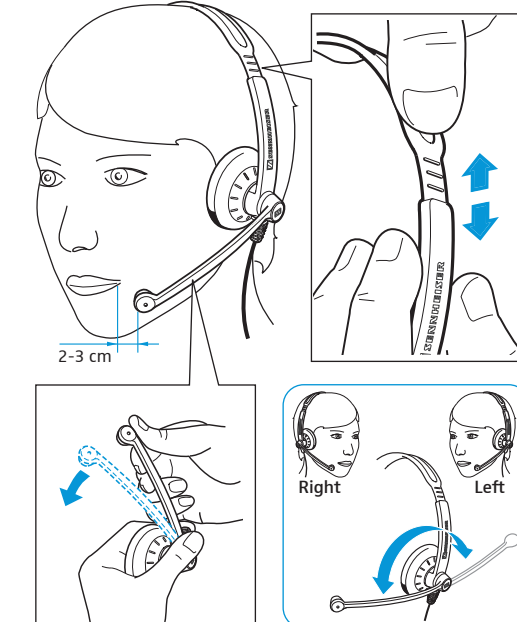
Gentagelse af nummerindtastning | Slå telefon-
nummer igen | Gjentatt oppringing | Ponownie
wybieranie numeru | Tekrar ara | 重拨 | リダイヤル



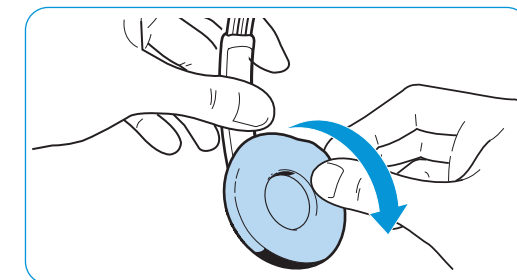
Frakobling af lyd på mikrofon | Stäng av mikrofon-
en | Aktivere mikrofonens lydøsfunksjon |
Wyciszenie mikrofonu | Mikrofonu kapat | 麦克风
静音 | マイクのミュート



Brug af hovedsæt | Ta på headsetet | Sette på
hodesettet | Zakładanie zestawu słuchawkowego |
Kulaklı in takılması | 戴上耳机 | ヘッドセットを装着する



Udskiftning af ørepolstringer | Byt öronkuddar |
Utskiftning av øreputer | Wymiana poduszek
słuchawkowych | Kulak yastığının değiştirilmesi |
更換耳墊 | イヤーパッドを交換する



Udførlige | Mer information | Detaljert informas-
jon | Szczegółowe informacje | Ayrıntılı bilgiler |
详细信息 | 詳細情報



www.sennheiser.com/cc/support

>>>