

Specifications

SMART Board® interactive display

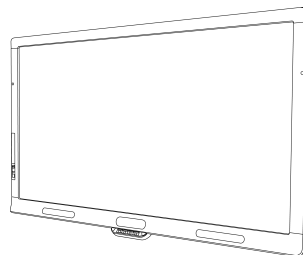
Models 8055i and 8055i-SMP

Physical specifications

Size (without speakers and color select module)

52 3/8" W × 32 5/16" H × 3 11/16" D
(133 cm × 82 cm × 9.3 cm)

(See *Physical dimensions* on page 7 for detailed dimensions.)



All dimensions +/- 1/8" (0.3 cm).

All weights +/- 2 lb. (0.9 kg).

Active screen area (maximum interactive projected area)

54 5/8" (139 cm) diagonal, 16:9 aspect ratio
47 5/8" W × 26 3/4" H
(121 cm × 68 cm)

Weight

98 lb. (44.5 kg)

Shipping size

1 unit on a pallet 61 3/4" W × 43" H × 43 3/16" D (157 cm × 109 cm × 110 cm)

3 units on a pallet 61 3/4" W × 43" H × 43 3/16" D (157 cm × 109 cm × 110 cm)

Shipping weight

1 unit on a pallet 148 lb. (67 kg)

3 units on a pallet 400 lb. (181 kg)

Extraordinary made simple®

SMART®

SPECIFICATIONS

SMART Board interactive display – Models 8055i and 8055i-SMP

Standard features

Touch technology	DViT® (Digital Vision Touch) technology uses digital cameras to track objects interacting with the display surface. Cameras can recognize finger, pen and eraser touch.
Gestures	Supports multitouch gestures
Orientation	The Orientation button on the color select module enables you to adapt the touch control to various screen resolutions.
Presence detection	The interactive display has two presence detection sensors on its frame that can detect people up to five meters away. When the sensors detect people in the room, the interactive display turns on. When the sensors no longer detect people in the room, the interactive display turns off.
Pen	The pen interacts with the interactive display to draw digital ink. Buttons on the color select module enable you to select pen color. The bottom frame of the interactive display has magnetic slots for the two included pens.
Eraser	The interactive display has a magnet-mounted eraser.
Keyboard	You can connect a keyboard or press the Keyboard button on the color select module to use the on-screen keyboard.
Product help	The Help button on the color select module enables you to access product help.
Included connectors and hardware	<ul style="list-style-type: none">• Two speakers• 16' 5" (5 m) USB cable• VGA cable• 10 small clamps and 5 large clamps (for cable management)• Infrared remote control• Power cable• CAT 5 USB extender (SMART Board® 8055i-SMP interactive displays only)• SMART GoWire™ auto-launch cable with SMART Meeting Pro™ software (SMART Board 8055i-SMP interactive displays only)

SPECIFICATIONS

SMART Board interactive display – Models 8055i and 8055i-SMP

Video and control inputs

- Bottom terminal panel
- S-Video
 - HDMI
 - VGA (×2)
 - DisplayPort
 - DVI-D

- Inside terminal panel
- USB B (×2)
 - Room control input
 - Room control output

- Side terminal panel
- USB A

NOTE

This can be disabled. See the *SMART Board 8055i, 8055i-SMP and 8055ie-SMP interactive display user's guide* (smarttech.com/kb/170177) for more information.

- USB B
- HDMI

Power

- AC power inlet
- AC power pass-through

Audio specifications

Includes two 15 W speakers

External speaker terminals 10 W + 10 W into 8 Ω of resistance

- Audio inputs
- USB
 - Dual RCA jacks (× 2)
 - Stereo 3.5 mm jack

Audio output Dual RCA jacks

SPECIFICATIONS

SMART Board interactive display – Models 8055i and 8055i-SMP

Display specifications

Pixel pitch	0.63 mm
Contrast ratio	2800:1
Brightness	Maximum 450 cd/m ² . Typical 290 cd/m ² .
Horizontal frequency	14–96 kHz (analog and digital)
Vertical frequency	24–85 Hz
Optimum resolution	1920 × 1080 at 60 Hz

Warranty

Two-year limited equipment warranty. See your product's warranty documents for more information.

Installation requirements

- Must be installed by trained professional installers.
- Your installers require a standard VESA® 600 mm × 400 mm mounting plate to wall-mount the interactive display. The wall-mount bracket must have minimum depth of 14 mm to ensure sufficient space for speakers.
- Ensure the mounting system can support the product's weight.

Computer requirements

You need to connect a computer to the interactive display. Choose one of the following:

SMART Board 8055i-SMP interactive display

- A computer with a Windows® operating system and SMART Meeting Pro™ software installed. For a complete list of computer requirements, see the SMART Meeting Pro software release notes available at smarttech.com/downloads.
- A laptop with a Windows operating system that doesn't have SMART Meeting Pro software installed. You can connect this laptop to the interactive display using the included SMART GoWire cable with SMART Meeting Pro software. For a complete list of computer requirements, see the SMART GoWire cable specifications (smarttech.com/kb/151506).

SMART Board 8055i interactive display

A computer with either a Windows operating system or Mac OS operating system software and SMART Notebook™ collaborative learning software installed. For a complete list of computer requirements, see the SMART Notebook software release notes available at smarttech.com/downloads.

SPECIFICATIONS

SMART Board interactive display – Models 8055i and 8055i-SMP

Storage and operating requirements

Power requirements (LCD panel) 0.8A to 1.8A at 100V to 240V AC, 50 Hz to 60 Hz

Power consumption at 77°F (25°C) Typically up to 148 W (brightness at 80% and volume at 50), maximum 178 W (brightness and volume at maximum)

Operating temperature 41°F to 95°F (5°C to 35°C)

Storage temperature -4°F to 140°F (-20°C to 60°C)

Humidity 5% to 80% relative humidity, non-condensing

CAUTION

- The interactive display is intended for indoor use only.
- Do not pour or spray liquids onto your product's electronic components.

Ventilation requirements Maintain a 4" (10 cm) ventilation area on all sides of your interactive display to enable its cooling fans to operate. Don't store or operate your interactive display in dusty environments because dust could interfere with the product's ventilation and cooling.

Environmental

Electrostatic discharge (ESD)

- Designed to withstand electrostatic shock
- EN61000-4-2 severity level 3 for direct and indirect ESD (±4 kV Contact / ±8 kV Air)

Conducted and radiated emissions

- FCC part 15 Class A
- EN55022 / CISPR 22
- KN55022

SPECIFICATIONS

SMART Board interactive display – Models 8055i and 8055i-SMP

Flammability rating	
Electronics and connectors	UL 94-V0
Mechanical parts	UL 94-HB
USB cable	UL VW-1 / CSA FT4
Environmental compliance	EU RoHS and WEEE
Regulatory certification	CB report, CE (Class A), C-Tick (Class A), FCC (Class A), JL, KC, KCC, PSB and PSE

SMART order numbers

SBID 8055i-SMP	SMART Board interactive display. Includes a SMART Meeting Pro software license key, a SMART GoWire cable for SMART Meeting Pro software and a CAT 5 USB extender.
SBID 8055i	SMART Board interactive display. Includes a SMART Notebook software installation DVD.

Optional accessories

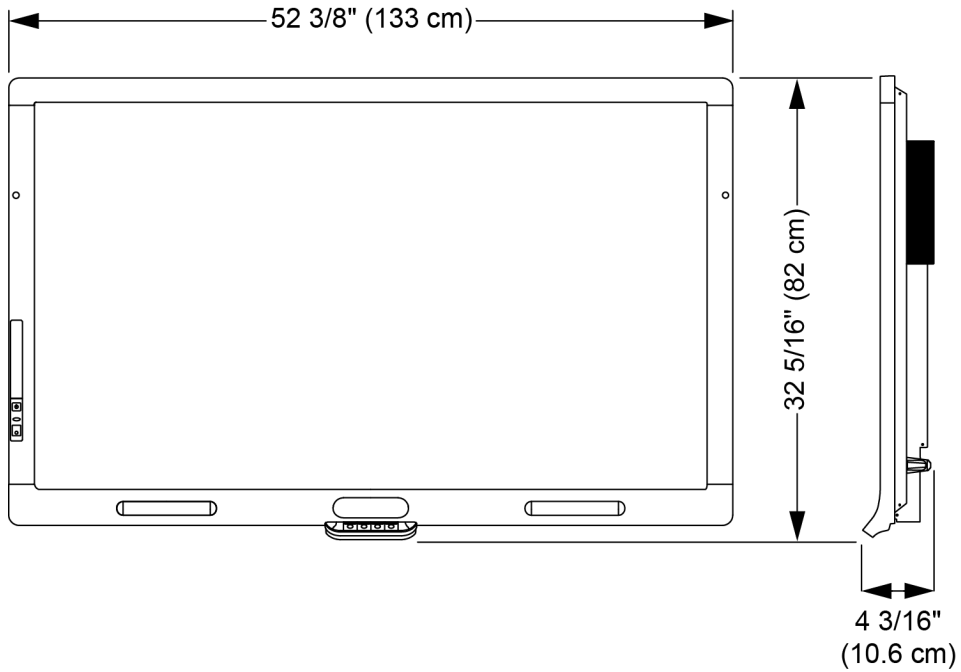
GW-MP	SMART GoWire cable. This USB to USB connection enables you to use SMART Meeting Pro software on computers on which the software isn't installed.
CAT5-XT-1100	CAT 5 USB extender. This connection increases the distance between the interactive display and the USB connection by up to 120' (37 m).
RPEN-SBID	Replacement pen for SMART Board 8000 series interactive displays
RERASER-SBID	Replacement eraser for SMART Board 8000 series interactive displays
SBID8055i-TS	Table stand for SMART Board 8055i interactive displays

SPECIFICATIONS

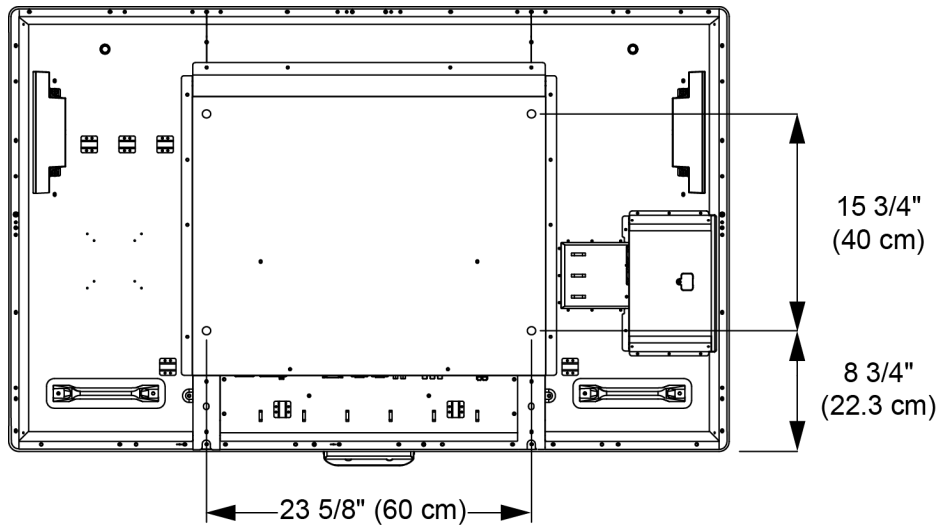
SMART Board interactive display – Models 8055i and 8055i-SMP

Physical dimensions

Front and side view



Back view



www.smarttech.com/support | www.smarttech.com/contactsupport
Support +1.403.228.5940 or Toll Free 1.866.518.6791 (U.S./Canada)

© 2012 SMART Technologies ULC. All rights reserved. SMART Board, smarttech, DVIT, SMART Meeting Pro, SMART Notebook, SMART GoWire, the SMART logo and all SMART taglines are trademarks or registered trademarks of SMART Technologies ULC in the U.S. and/or other countries. All third-party product and company names may be trademarks of their respective owners. One or more of the following patents: US6320597; US6326954; US6563491; US6741267; US6803906; US6829372; US6947032; US6954197; US6972401; US7151533; US7236162; US7411575; US7619617; US7643006; US7692625; US7755613; US7757001; US7880720; USD612396; USD616462; USD617332; USD636784. Other patents pending. Contents are subject to change without notice. 03/2012.