Cisco 8100 Series Secure Routers

Contents

Overview 2

Models and specifications 3

Software Management 12

Ordering information 13

Warranty 13

Sustainability profile 13

Appendix 16

© 2026 Cisco and/or its affiliates. All rights reserved.

Overview

Cisco 8100 Series Secure Routers deliver secure networking simplified. Powered by the all-new secure networking processor and the unified Cisco secure networking platform, the Cisco 8100 Series Secure Routers deliver robust, platform-level security, advanced performance engineering via routing and SD-WAN, and on-premises, infrastructure-as-code, or cloud management flexibility that enables businesses to seamlessly scale and grow. Each class of secure routers is designed to deliver risk reduction, enhanced reliability, and future readiness.

Platform highlights

Purpose-built for small branch environments, Cisco 8100 Series Secure Routers deliver enterprise-grade security and high performance in a compact, energy-efficient form factor. With integrated next-generation firewall, Zero Trust capabilities, and SASE-ready architecture, the 8100 Series empowers small sites to operate securely and reliably—simplifying management while scaling with your business needs.

Use cases

- Secure routing or SD-WAN for point-of-sale transactions
- Reliable and secure connectivity for small branch workers, remote workers, and IoT
- Prioritize application traffic based on centralized policies
- Data Protection with encryption designed to remain unbreakable—even in the era of quantum computing
- Remote asset management and monitoring
- Quick deployment of secure networking for temporary or mobile operations

Key features

- Hardware accelerated security and networking
- Fanless model for small branches
- Secure connectivity for small branches
- Secure networking with PQC readiness

© 2026 Cisco and/or its affiliates. All rights reserved.

Models and specifications

Cisco 8100 Series Secure Routers have the following models: Cisco C8130-G2, C8130H-G2, C8130-VAI-G2, C8130-VAP-G2, C8131-G2, C8140-G2, C8151-G2, C8151-CVAI-G2, C8151-CVAP-G2,C8151H-C-G2 and C8161-G2.

- Cisco C8130-G2 and C8131-G2 with 6 x 1GE
- C8130H-G2 has 5 x 1GE, 1 x 10GE Copper port
- Cisco C8130-VAI-G2 and Cisco C8130-VAP-G2 with 5x 1 GE, 1 x XGSPON/10G BASE-T port and 1 x RJ-11 DSL port
- Cisco C8140-G2 with 10 x 1 GE port
- Cisco C8151-G2 with 10 x 1 GE including 1 x PIM
- Cisco C8161-G2 with 10 x 1 GE including 1 x PIM and 4x POE/2PoE+
- Cisco C8151-CVAI-G2 and C8151-CVAP-G2 with 9x 1 GE, 1 x XGSPON/10G BASE-T port, 1 x RJ-11 DSL port with embedded cellular module
- C8151H-C-G2 has 9 x 1GE, 1 x 10GE Copper port

Figure 1. Front panel of Cisco C8130-G2/Cisco 8131-G2 Secure Router

Table 1. Front panel of Cisco C8130-G2/Cisco C8131-G2 Secure Router

Label	Description
1	Status LED, blue beacon LED
2	Reset button
3	12 VDC power input
4	4 x GE RJ-45 ports
5	1 x GE RJ-45/SFP combo 1 x GE RJ-45
6	1 x RJ-45 console port
7	USB Type-C 3.0
8	Kensington lock, ground screw

© 2026 Cisco and/or its affiliates. All rights reserved.

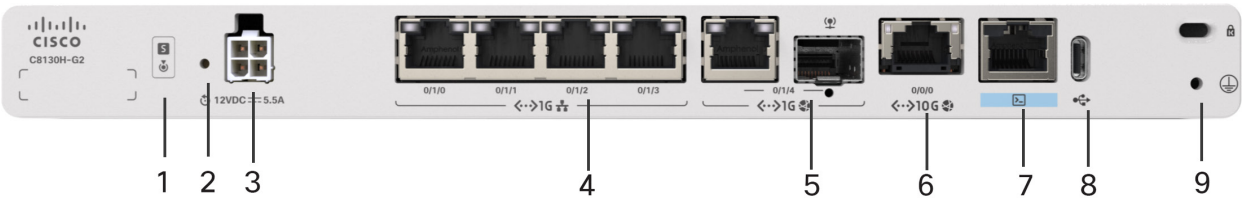

Figure 2. Front panel of Cisco C8130H-G2 Secure Router

Table 2. Front panel of Cisco C8130H-G2 Secure Router

Label	Description
1	Status LED, blue beacon LED
2	Reset button
3	12 VDC power input
4	4 x GE RJ-45 ports
5	1 x GE RJ-45/SFP combo
6	1 x 10G BASE-T
7	1 x RJ-45 console port
8	USB Type-C 3.0
9	Kensington lock, ground screw



Figure 3. Front panel of Cisco C8130-VAI-G2/Cisco C8130-VAP-G2 Secure Router

Table 3. Front panel of Cisco C8130-VAI-G2/Cisco C8130-VAP-G2 Secure Router

Label	Description
1	Status LED, blue beacon LED
2	Reset button
3	12 VDC power input
4	1 x RJ-11 DSL port

© 2026 Cisco and/or its affiliates. All rights reserved.

Label	Description
5	4 x GE RJ-45 ports
6	1 x GE RJ-45/SFP combo
7	1 x XGSPON/10G BASE-T port
8	1 x RJ-45 console port
9	USB Type-C 3.0
10	Kensington lock, ground screw



Figure 4. Front View of a Cisco C8140-G2 Secure Router

Table 4. Front panel of Cisco C8140-G2 Secure Router

Label	Description
1	Status LED, blue beacon LED
2	Reset button
3	12 VDC power input
4	8 x GE RJ-45 ports
5	2 x GE RJ-45/SFP combo
6	1 x RJ-45 console port
7	USB Type-C 3.0
8	Kensington lock, ground screw

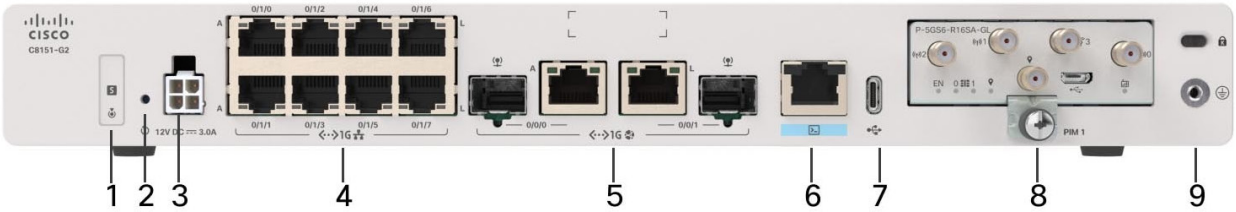

Figure 5. Front View of a Cisco C8151-G2 Secure Router

© 2026 Cisco and/or its affiliates. All rights reserved.

Table 5. Front panel of Cisco C8151-G2 Secure Router

Label	Description
1	Status LED, blue beacon LED
2	Reset button
3	12 VDC power input
4	8 x GE RJ-45 ports
5	2 x GE RJ-45/SFP combo
6	1 x RJ-45 console port
7	USB Type-C 3.0
8	Optional PIM Slot – CAT 7 LTE or 5G
9	Kensington lock, ground screw

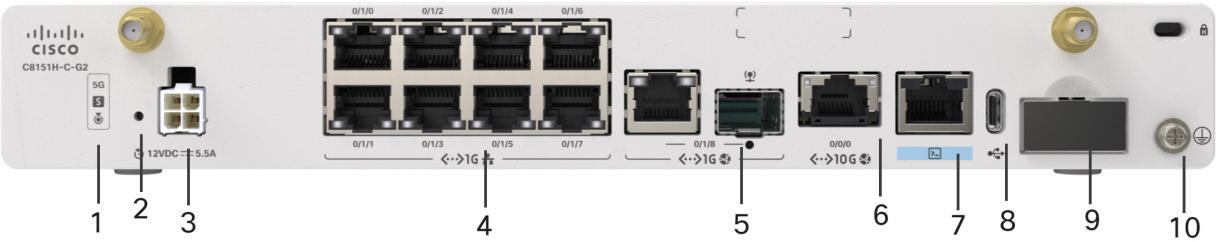

Figure 6. Front View of a Cisco C8151H-C-G2 Secure Router

Table 6. Front panel of Cisco C8151H-C-G2 Secure Router

Label	Description
1	Status LED, cellular LED, blue beacon LED
2	Reset button
3	12 VDC power input
4	8 x GE RJ-45 ports
5	1 x GE RJ-45/SFP combo
6	1 x 10G BASE-T port
7	1 x RJ-45 console port/
8	USB Type-C 3.0
9	Dual nano SIM Slots
10	Kensington lock, ground screw

© 2026 Cisco and/or its affiliates. All rights reserved.



Figure 7. Front View of a Cisco C8151-CVAI-G2/Cisco C8151-CVAP-G2 Secure Router

Table 7. Front panel of Cisco C8151-CVAI-G2/Cisco C8151-CVAP-G2 Secure Router

Label	Description
1	Status LED, cellular LED, blue beacon LED
2	Reset button
3	12 VDC power input
4	1 x RJ-11 DSL port
5	8 x GE RJ-45 ports
6	1 x GE RJ-45/SFP combo
7	1 x XGSPON/10G BASE-T port
8	1 x RJ-45 console port
9	USB Type-C 3.0
10	Dual nano SIM Slots
11	Kensington lock, ground screw



Figure 8. Front View of a Cisco C8161-G2 Secure Router

© 2026 Cisco and/or its affiliates. All rights reserved.

Table 8. Front panel of Cisco C8161-G2 Secure Router

Label	Description
1	Status LED, blue beacon LED, PoE LED
2	Reset button
3	12 VDC power input
4	8 x GE RJ-45 ports
5	2 x GE RJ-45/SFP combo
6	1 x RJ-45 console port
7	USB Type-C 3.0
8	Optional PIM Slot – CAT 7 LTE or 5G
9	Kensington lock, ground screw

Specifications

Table 9. Technical Specification for C8130-G2, C8131-G2, C8140-G2, C8150-G2 and C8161-G2

	C8130-G2/ C8131-G2	C8140-G2	C8151-G2	C8161-G2
Interfaces and Slots				
WAN ports	1 x 1GE RJ-45, 1 x 1GE RJ-45/ SFP Combo	2 x 1GE RJ-45/ SFP combo	2 x 1GE RJ-45/ SFP combo	2 x 1GE RJ-45/SFP combo
Flex ports	2 x GE RJ-45	2 x GE RJ-45	2 x GE RJ-45	2 x GE RJ-45
LAN ports	2 x 1GE RJ-45	6 x 1GE RJ-45	6 x 1GE RJ-45	6 x GE RJ-45 (4PoE/2PoE+) PoE output max power 80W
Cellular	-	-	Optional Pluggable Module – LTE or 5G	
Management port	1 x RJ-45 console			
Storage	1 x USB Type C 3.0 OOB Mgmt			
External Power Supply	30W/66W	66W	66W	150W
Typical Power	16W	20W	23W	25W
SD-WAN Capable	C8131-G2: Yes C8130-G2: No	No	Yes	Yes

© 2026 Cisco and/or its affiliates. All rights reserved.

Table 10. Technical Specification for C8130-VAI-G2, C8130-VAP-G2, C8151-CVAI-G2 and C8151-CVAP-G2

	C8130-VAI-G2/ C8130-VAP-G2	C8151-CVAI-G2/ C8151-CVAP-G2	C8130H-G2	C8151H-C-G2
WAN ports	1 x 1GE RJ-45/ SFP combo,1 x RJ-11 (DSL), 1 x XGSPON/10G BASE-T	1 x 1GE RJ-45/ SFP combo,1 x RJ-11 (DSL), 1 x XGSPON/10G BASE-T	1 x 1GE RJ-45/SFP combo 1 x 10G BASE-T	1 x 1GE RJ-45/SFP combo 1 x 10G BASE-T
Flex ports	2 x 1GE RJ-45	2 x 1GE RJ-45	2 x 1GE RJ-45	2 x 1GE RJ-45
LAN ports	2 x 1GE RJ-45	6 x 1GE RJ-45	2 x 1GE RJ-45	6 x 1GE RJ-45
Cellular	-	Embedded 5G 3GPP Release 17 module with dual nano SIM slots	-	Embedded 5G 3GPP Release 17 module with dual nano SIM slots
DSL	Embeded DSL VAI -> VDSL/ADSL over ISDN (Annex B/J) VAP -> VDSL/ASDL over POTS (Annex A)		-	-
Management port	1 x RJ-45 console			
Storage	1 x USB Type C 3.0 OOB Mgmt			
External Power Supply	66W	66W	66W	66W
Typical Power	23W	27W	22W	25W
SD-WAN Capable	No	Yes	No	Yes

Table 11. Mechanical specifications

	C8130-G2/ C8131-G2/ C8130-VAI-G2/ C8130-VAP-G2/ C8130H-G2	C8140-G2	C8151-G2/ C8161-G2	C8151-CVAI-G2/ C8151-CVAP-G2/ C8151H-C-G2
Dimensions (H x D x W)	1.09 in x 7.8 in x 10.8 in	1.09 in x 6.9 in x 12.7 in	1.57 in x 8.5 in x 12.7 in	1.57 in x 7.8 in x 10.8 in
MTBF	> 100,000 hours			
Mounting Options	Rackmount, Desktop, Under Desk, Din-Rail/Wall mount			
Chassis weight	3.5 lb	3.57 lb	5.1 lb	5.1 lb
Temperature	Operating Temperature: 0° to 40°C at sea level, 1°C/1000 ft derating from 40°C Non-Operating Temperature: -40° to +70°C (-40° to +158°F)			
Humidity	Operating Conditions Humidity: 5% to 85% relative humidity (noncondensing) Non-Operating Conditions Humidity: -40° to +70°C (-40° to +158°F)			
Altitude	Operating Altitude:0 to 10,000 ft (0 to 3048 m) Non-Operating Altitude: 0 to 15,000 ft (0 to 4572 m)			

© 2026 Cisco and/or its affiliates. All rights reserved.

Performance

Table 12. Throughput

Throughput	C8130-G2/ C8130-VAI-G2/ C8130-VAP-G2/ C8130H-G2	C8131-G2	C8140-G2	C8151-G2/ C8151-CVAI-G2/ C8151-CVAP-G2/ C8151H-C-G2 C8161-G2
Forwarding (512B)	1.9 Gbps	1.9 Gbps	5.6 Gbps	5.6 Gbps
IPsec (512B)	1.5 Gbps	1.5 Gbps	1.5 Gbps	1.5 Gbps
SD-WAN* (512B)	-	900 Mbps	-	900 Mbps
Threat protection (EMIX)**	-	1 Gbps	-	1 Gbps

* SD-WAN feature combination: IPsec + QoS + Deep Packet Inspection + Flexible NetFlow

** Threat Protection feature combination: 100% DIA-NAT + ZBFW + IPS + URLF + AMP

Table 13. Scalability

Scalability	C8130-G2/ C8130-VAI-G2/ C8130-VAP-G2/ C8140-G2/ C8130H-G2	C8131-G2/ C8151-G2/ C8151-CVAI-G2/ C8151-CVAP-G2/ C8151H-C-G2 C8161-G2
Number of IPv4 Routes	280K	500K
Number of IPv4 ACLs	2K	4K
Number of IPv4 ACEs	5K	10K
Number of IPv6 Routes	260K	500K
Number of NAT Sessions	100K	100K
Number of VRFs	1K	4K
Number of IPSec Tunnels	250	250

© 2026 Cisco and/or its affiliates. All rights reserved.

Modules

Table 14. Pluggable Interface Modules (PIM) supported

Product number	Description
P-5GS6-R16SA-GL*	5G Sub-6 GHz Pluggable – 5G SA Global
P-LTEA7-NA*	CAT7 LTE Advanced Pluggable - North America
P-LTEA7-EAL*	CAT7 LTE Advanced Pluggable - EMEA, APAC, and LATAM
P-LTEA7-JP*	CAT7 LTE Advanced Pluggable - Japan

* Supported only on C8151-G2 and C8161-G2

For more information on PIMs please refer to the datasheet here.

Table 15. Embedded Modules supported

Product number	Description
C8130-VAI-G2/ **C8151-CVAI-G2/** **C8130-VAP-G2/** **C8151-CVAP-G2**	• ITU G.993.2 (VDSL 2) and supported profiles - 8a, 8b, 8c, 8d, 12a, 12b, 17a and 35b • ADSL Annex A and Annex B/J ITU G.992.1 (ADSL), G.992.3 (ADSL2) and G.992.5 (ADSL2+)
C8151-CVAI-G2/ **C8151-CVAP-G2/** **C8151H-C-G2**	Embedded 5G 3GPP Release 17 module • 5G FR1 bands n1, n2, n3, n5, n7, n8, n12, n13, n14, n18, n20, n25, n26, n28, n30, n38, n40, n41, n48, n66, n70, n71, n77, n78, n79 • LTE bands B1, B2, B3, B4, B5, B7, B8, B12, B13, B14, B17, B18, B19, B20, B25, B26, B28, B30, B34, B38, B39, B40, B41, B42, B43, B48, B66, B70, B71, B106

© 2026 Cisco and/or its affiliates. All rights reserved.

Software Management

Cisco 8100 Series Secure Routers support multiple features of which prominent ones are listed below. For a more detailed set of list please refer to software guide.

Table 16. Feature Highlights

Basic Routing	Network Services and Management
• Networking Protocols • IPv6 Support • Mobile Routing • Multicasting	• Tunnelling Mechanisms • IP Service Level Analysis • Network Based App Recognition • Device Management • Programmability • Quality of Service • High Availability • Application Services • Traffic Management & Analytics • Broadband CPE Support
Security	**Specialized Features**
• Next Generation Firewall • URL Filtering • Secure Authentication • Cisco Secure Access • Advanced Malware Protection • Intrusion Prevention/Detection • Public Key Infrastructure • TLS Decryption • Support for VRF, VPN & MPLS • Post Quantum Cryptography Ready	• Content Routing • Thousand Eyes • Voice Capability

Table 17. Supported Release Version

	Device OS	Cisco Catalyst SD-WAN Manager*
C8130-G2, C8140-G2, C8151-G2, C8161-G2	Starting IOS XE 17.18.1	Starting SD-WAN Release 20.18.1
C8130-VAI-G2, C8130-VAP-G2, C8151-CVAI-G2, C8151-CVAP-G2, C8131-G2	Starting IOS XE 26.1.1	Starting SD-WAN Release 26.1.1
C8130H-G2, C8151H-C-G2	Starting IOS XE 26.1.3	Starting SD-WAN Release 26.1.3

*** Supported only on C8151-G2, C8151-CVAI-G2, C8151-CVAP-G2, C8151H-C-G2 and C8161-G2**

© 2026 Cisco and/or its affiliates. All rights reserved.

Ordering information

For a detailed overview of the ordering process, please visit the Cisco 8000 Series Secure Routers Ordering Guide.

Warranty

Cisco 8100 Series Secure Routers come standard with a Cisco Limited 2-Year Return To Factory Hardware Warranty. For more information, refer to: https://www.cisco.com/c/en/us/products/warranties/warr-2yr-ltd-hw.html

Sustainability profile

Cisco is embedding sustainability into the product lifecycle—from manufacturing to end of use. Designed with consideration for Cisco's Circular Design Principles, our products feature both individual and portfolio-wide programs and innovations, including those that address efficient architecture design, power consumption, energy management, packaging sustainability, and takeback. These elements are pivotal in reducing operational costs and advancing net-zero Greenhouse Gas (GHG) emissions targets, and other sustainability-related ambitions.

Information about Cisco's Environmental, Social, and Governance (ESG) initiatives and performance is available in Cisco's Purpose Reporting Hub.

Table 18. Sustainability references

Sustainability topic		Description
Power	Power management configuration	The power management chapter in the System Management Configuration Guide provides detailed information on power management features and configurations available for the Cisco 8100 Series Secure Routers. The features discussed include power-supply modes, and power-budgeting considerations. Environmental Monitoring and PoE management
	Auto-off ports without Small Form-factor Pluggable (SFP)	Once enabled, the system checks for the presence of SFPs in Fiber ports on a regular basis and turns on SerDes when SFP is detected. If no SFP is detected, the system will keep SerDes off to save energy
	Auto-off port LEDs	Once enabled, port Light Emitting Diodes (LEDs) will stay depowered, saving energy until a link event is triggered or manually enabled by the Command Line Interface or Mode button.

© 2026 Cisco and/or its affiliates. All rights reserved.

Sustainability topic		Description
Energy management	Energy Management dashboard	The Energy Management dashboard on the Catalyst SD-WAN Manager offers comprehensive energy management capabilities, allowing users to monitor energy usage, energy mix, costs, and greenhouse gas emissions in real time. Energy Management
	Environmental monitoring configuration	The environmental monitoring chapter in the System Management Configuration Guide provides guidelines for configuring monitoring of environmental conditions of chassis components.
Materials, modularity, and reuse	Hardware standardization and modularity	Cisco 8100 Series Secure Routers use standard subassemblies and common components across products to streamline production and enhance repairability and upgradability.
	Simplified architecture	Cisco 8100 Series Secure Routers offer a simplified architecture by consolidating multiple discreet ASIC/NPU components into a central System-on-Chip (SoC) architecture, providing multiple discrete functions in a more integrated design.
	Powder-coat finish	Cisco 8100 Series Secure Routers use a powder-coating finish instead of oil-based wet paint. In comparison, a powder-coating finish reduces the amount of harmful solvents used and Volatile Organic Compounds (VOCs) emitted during the painting process.
	Bezel-free design	Cisco 8100 Series Secure Routers use a bezel-free design reducing plastic usage.
	Cisco Takeback and Reuse	This program allows customers to return used equipment for responsible recycling and reuse. Takeback and Reuse Program
	Cisco Refresh	This program offers certified remanufactured products, providing cost-effective alternatives to new equipment. Cisco Refresh
	Foam reduction	Cisco 8000 Series Secure Routers are packaged with corrugated and fiber flute materials, containing minimum 25% post-consumer recycled content. Circular economy and packaging sustainability

© 2026 Cisco and/or its affiliates. All rights reserved.

Sustainability topic		Description
	Accessory opt-in	Accessory opt-in allows customers to select whether to include the accessory kit. Not including the kit results in using fewer materials and reducing waste. The default is now to not include the kit unless it is required.
Regulatory compliance	Environmental compliance	Information regarding Cisco compliance with applicable environmental laws and regulations is available at the Environmental Compliance section of Cisco's Purpose Reporting Hub. Environmental compliance
	Product Approvals Status (PAS)	Information regarding the certification status for given Cisco products in certain countries is available at Cisco's self-service PAS database. PAS database
	Product-related materials compliance	This page addresses Cisco's position regarding relevant product-related materials legislation, such as Restriction of Hazardous Substances (RoHS); Registration, Evaluation, Authorization, and Restriction of Chemicals (REACH). RoHS and REACH
	Waste Electrical and Electronic Equipment (WEEE), battery, and packaging compliance	This page discusses Cisco's position regarding relevant product-related legislation on recycling, battery, and packaging. WEEE, battery and packaging
	Cisco packaging materials and codes	This table provides packaging material identification for packaging used for Cisco products. Packaging materials and codes
General	Sustainability inquiries	For ESG or CSR inquiries, please contact your Cisco account team.
	Cisco policies, positions, and guides	Links to select Cisco's Environmental Sustainability policies, positions, and guides are provided in the "Policies, positions, and guides" section of Cisco's Purpose Reporting Hub. Policies, positions, and guides
	Cisco Green Pay	This page provides an overview of Cisco Green Pay, a financing program aimed at promoting more sustainable technology adoption by providing flexible payment options. Green Pay

© 2026 Cisco and/or its affiliates. All rights reserved.

Appendix

Safety and compliance

Chassis

The section below lists the safety and compliance information for the Cisco 8100 Series Secure Routers chassis.

Table 19. Safety and Compliance Specifications

Safety and certifications	EMI and EMC compliance
• UL 60950-1 • CSA 60950-1 • UL 62368-1 • CSA 62368-1 • EN 62368-1 • IEC 62368-1 • CSA 62368-1	• EN 55032 • 47 CFR Part 15 • ICES-003 • VCCI-CISPR 32 • AS/NZS CISPR 32 • CNS 15936 • EN 300 386 • EN 55035 • EN 55024 • EN 61000-3-2 • EN 61000-3-3 • EN 61000-4-2 • EN 61000-4-3 • EN 61000-4-4 • EN 61000-4-5 • EN 61000-4-6 • EN 61000-4-11 • EN 61000-6-1 • KS C 9832 • KS C 9610-3-2 • KS C 9610-3-3 • QCVN 118/BTTTT • CISPR35 • EN IEC 61000-6-1 • EN IEC 61000-6-2 • KS C 9835 • TCVN 7317

© 2026 Cisco and/or its affiliates. All rights reserved.

Document history

New or revised topic	Described in	Date
Document created	Data sheet	June 10, 2025
Document Updated	New Models	Dec 12, 2025
Document Updated	New 8100 models added	June 2, 2026

Next steps

Cisco Capital

Cisco Capital flexible payment solutions offer choices so you get the tech you need and the business outcomes you want.

Explore Cisco Capital

Find a partner

Solve your business challenges by finding a Cisco partner authorized to design, sell, and support custom solutions.

Meet our partners

Community

Cisco Community is an active and collaborative place to learn more about our products and ask questions of peers and Cisco experts.

Join the community

Cisco Services

Transform with more ease and less risk while making sure your technology delivers tangible business value.

Browse Cisco Services

Bias-free language

The documentation set for this product strives to use bias-free language. For the purposes of this documentation set, bias-free is defined as language that does not imply discrimination based on age, disability, gender, racial identity, ethnic identity, sexual orientation, socioeconomic status, and intersectionality. Exceptions may be present in the documentation due to language that is hardcoded in the user interfaces of the product software, language used based on RFP documentation, or language that is used by a referenced third-party product. Learn more about how Cisco is using inclusive language.

© 2026 Cisco and/or its affiliates. All rights reserved. Cisco and the Cisco logo are trademarks or registered trademarks of Cisco and/or its affiliates in the U.S. and other countries. To view a list of Cisco trademarks, go to this URL: www.cisco.com/go/trademarks. Third-party trademarks mentioned are the property of their respective owners. The use of the word partner does not imply a partnership relationship between Cisco and any other company. (1110R)

C78-5720853-01 08/26