



Slim 40G

Applications

- | Recreational Vehicles
- | Transportation Connectivity
- | Enterprise Branch



TAA 
COMPLIANT

Ultra Wide Bandwidth

Wide frequency range (600-6000MHz) supporting LTE and 5G connectivity.

Built for 5G

Omni-directional 4x4 MIMO mobile antenna for the best performance.





Low Profile Design

High performance in a small, durable housing.

Easy Installation

Can be mounted on a window or wall or hidden under a vehicle dashboard.



Specification

Cellular

Antenna Elements	4 elements
Peak Gain & Frequencies	3.6dBi: 617-960MHz 6.1dBi: 1710-2700MHz 6.7dBi: 3400-4200MHz 8.1dBi: 5000-6000MHz
VSWR	<2.5 over 90% of the band
Feed Power Handling	10W
Input Impedance	50 Ω
Polarisation	Linear

GPS

Frequency Range	1561-1602 MHz
Peak Gain	0.5dBi @ 1575MHz 1.6dBi @ 1602MHz
VSWR	< 2
Output Return Loss	10dB max
Gain: LNA	28 ±3dB
Noise Figure	1.5dB max at 3.3V
Operating Voltage	3.3V
Power Consumption	8.5 ±2.5mA at 3.3V

Cable (Cellular)

Type	CFD-200 (Cellular)
Loss	0.33 dB/m @ 900 MHz 0.49 dB/m @ 2000 MHz 0.55 dB/m @ 2500 MHz 0.87 dB/m @ 5800 MHz
Diameter	0.2" / 5.0mm
Jacket	Half matt PVC, UV resistant
Termination	SMA male

Cable (GPS)

Type	RG-174 (GPS)
Loss	3.4 dB/m @ 1000 MHz 4.9 dB/m @ 1800 MHz
Diameter	0.1" / 2.7mm
Jacket	Half matt PVC, UV resistant
Termination	SMA male

Mechanical

Product Dimensions	7.09"x5.12"x0.59" / 180x130x15mm
Packaged Dimensions	9.61"x3.15"x9.84" / 244x80x250mm
Enclosure Material	UV stable PC
Color	Black

Specification

Mounting

Supported Types Window, wall

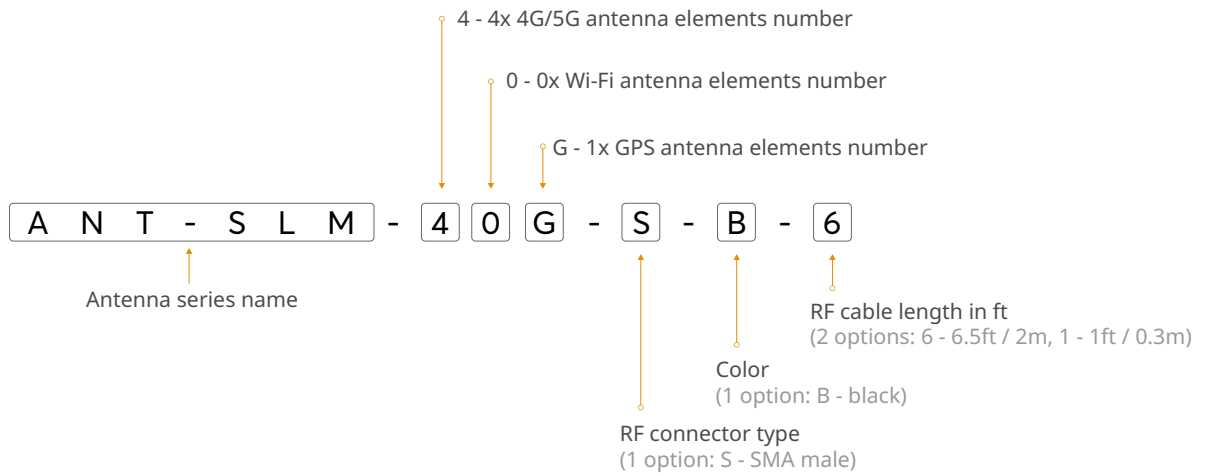
Package contents

Antenna	Slim 40G	Accessories	Velcro strip (hook and loop fastener) (4pcs, length 4.7' / 120mm)
----------------	----------	--------------------	--

Environmental, compliance

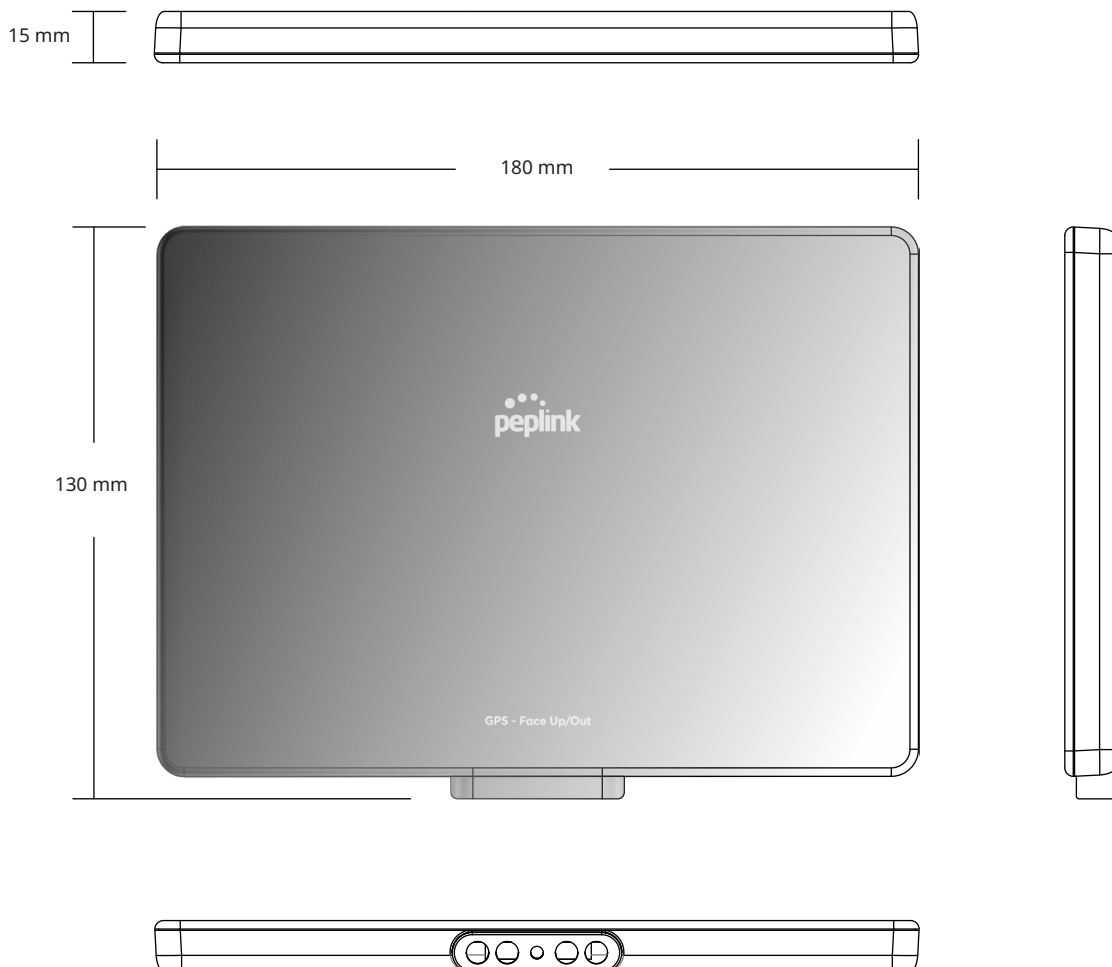
IP Rating	IP55	Compliance	ROHS, REACH, WEEE
Operating Temperature	-40° - 176°F / -40° - 80°C	Enclosure Flammability	UL 94 HB
Storage Temperature	-40° - 176°F / -40° - 80°C	Cable Flammability	UL 758 (VW-1)
		UV Resistance	UL 746C (F1 long-term UV exposure)

Ordering Information



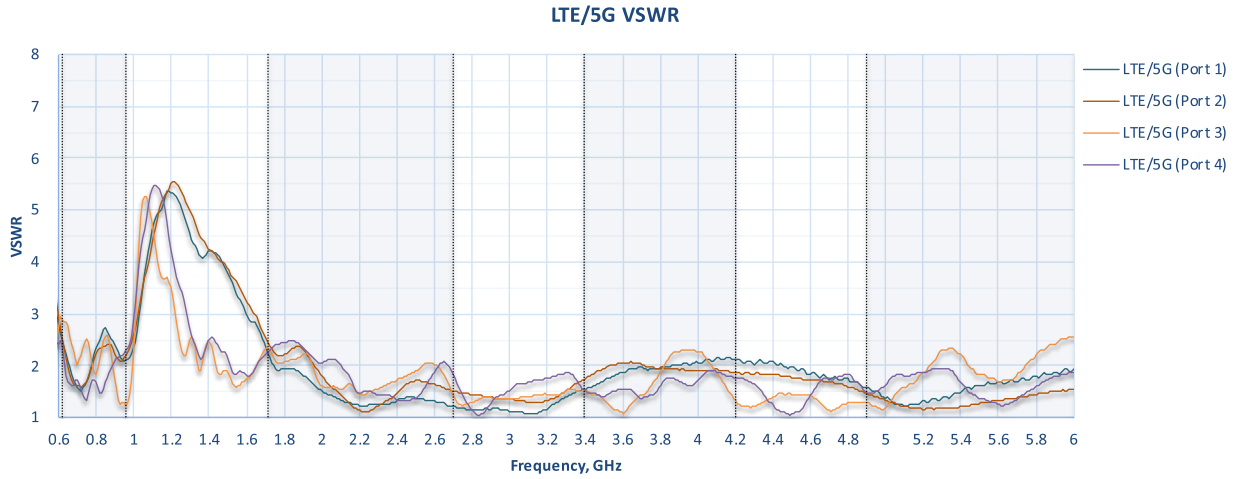
Product Code	Description
ANT-SLM-40G-S-B-6	4x LTE/5G, 1x GPS 600-6000MHz, SMA male, Black, 6.5ft / 2m
ANT-SLM-40G-S-RA-B-1	4x LTE/5G, 1x GPS 600-6000MHz, Right angle SMA male, Black, 1ft / 0.3m

Technical Drawing

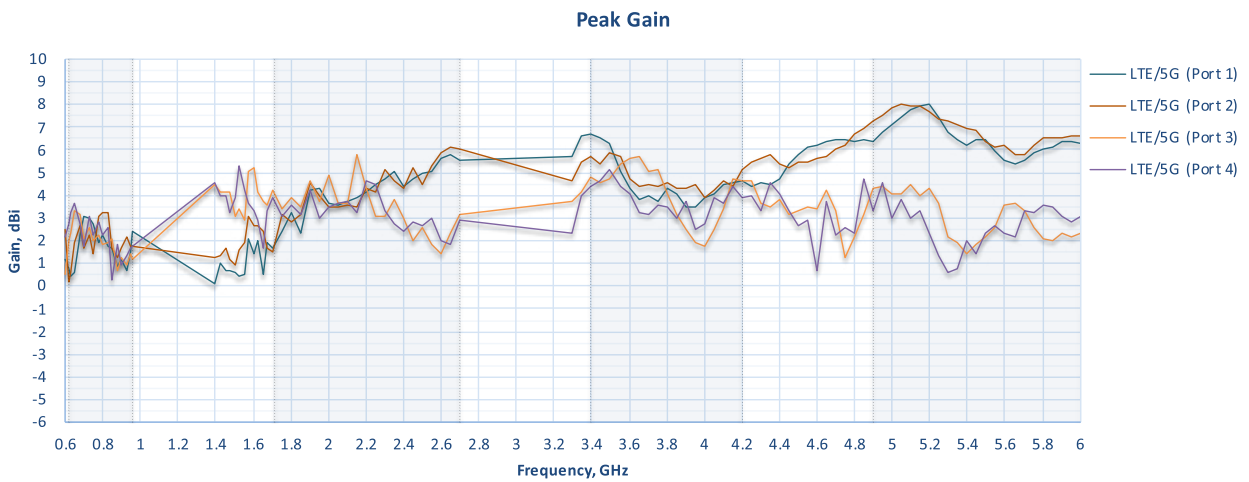


Cellular Antenna Performance

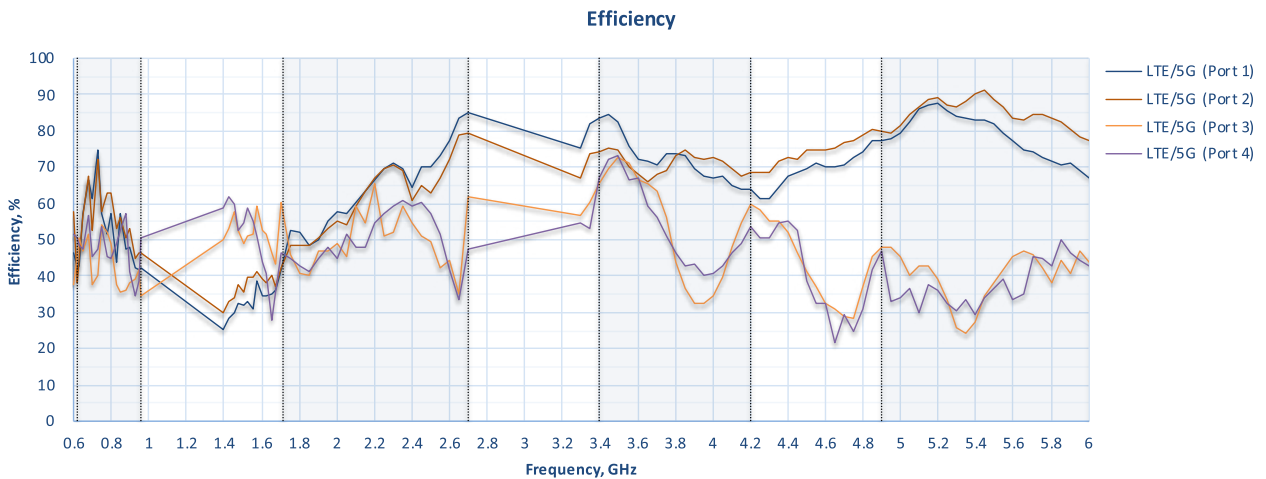
Cellular Antenna VSWR



Cellular Antenna Gain

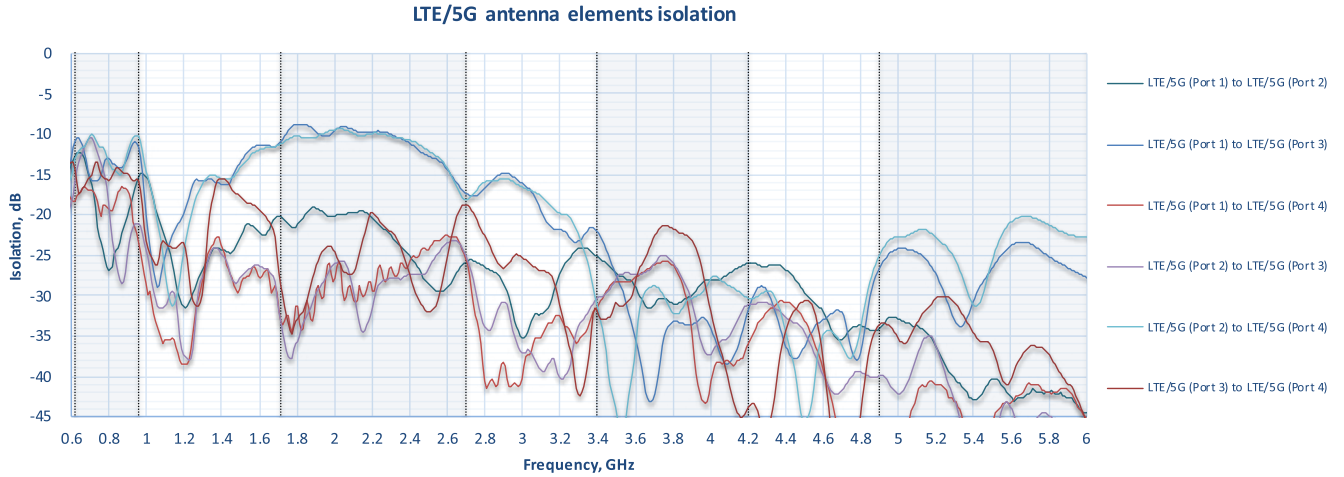


Cellular Antenna Efficiency



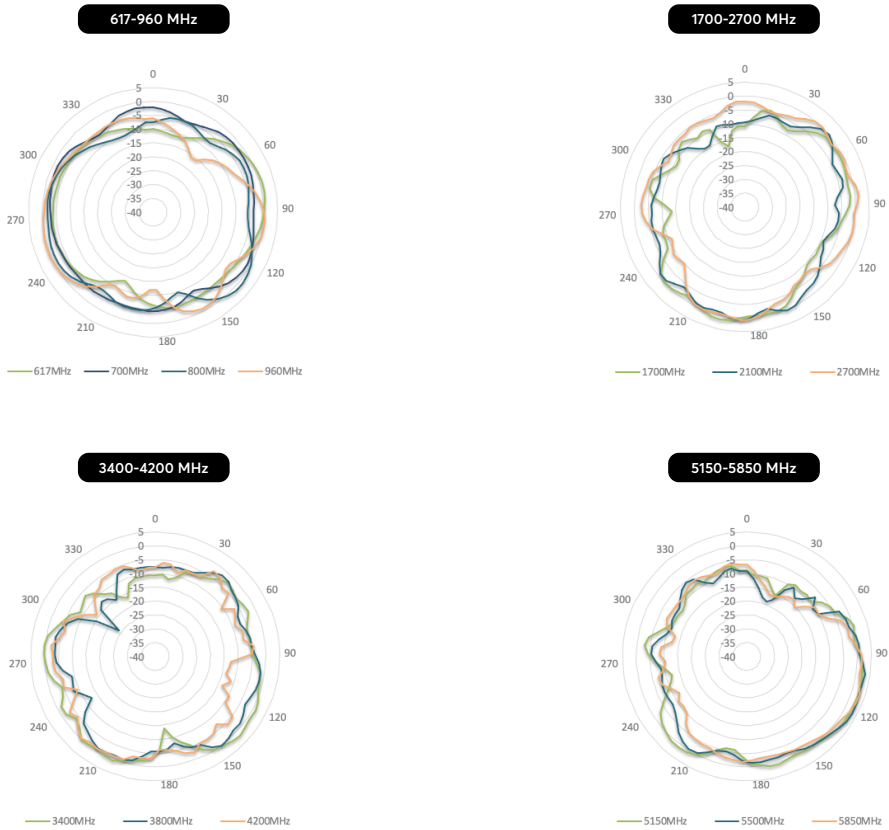
Cellular Antenna Performance

Cellular Antenna Isolation



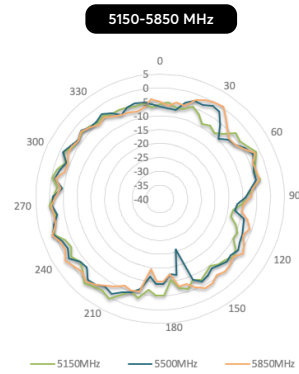
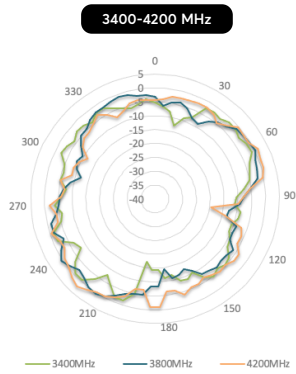
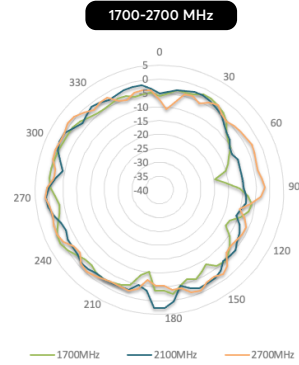
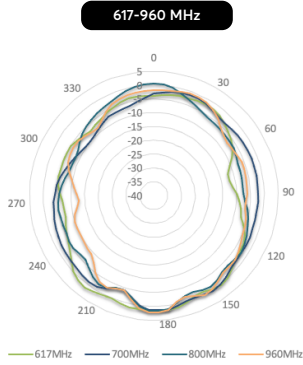
Radiation Pattern

LTE Radiation Patterns (Azimuth)

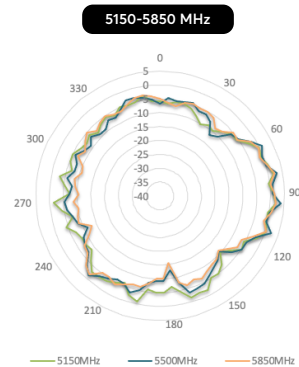
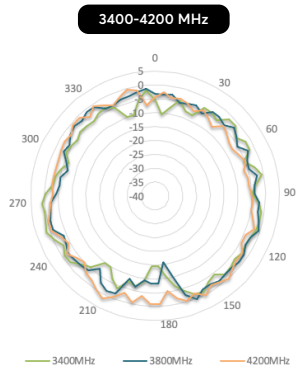
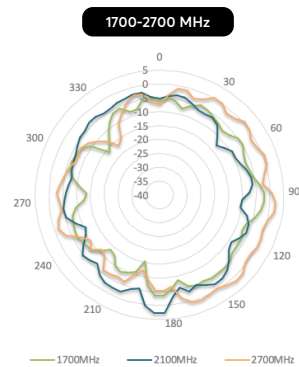
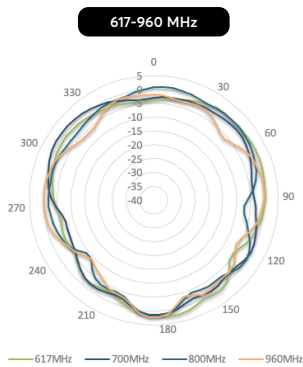


Radiation Pattern

LTE Radiation Patterns (Elevation 1)



LTE Radiation Patterns (Elevation 2)



Installation Recommendation

Step 1



This side face the sky

Velcro strip
(hook and loop fastener)



Step 2

window
or wall

