



VOXICON VXFA-NC300

Bluetooth V5.4
TRUE WIRELESS EARBUDS

Easy to Use

The earbuds will sync and pair with your phone every time you remove them from the charging box. By putting them back into the box, they will automatically shut off and charge.



Taking it out from charging box, the earbuds will automatically pairing and automatically connect back to the last Bluetooth device.

Note: You can also press the multi-function button to power-on, enter pairing mode and power off.



Usage



Package



Charging Cable



User Manual

How to Pair

Turn on the Bluetooth function of your phone, and click to connect the earbuds.



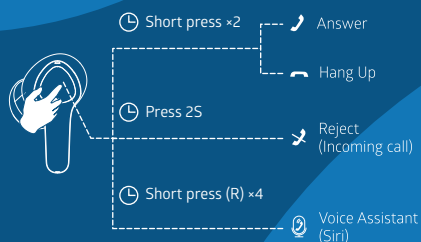
< 1m



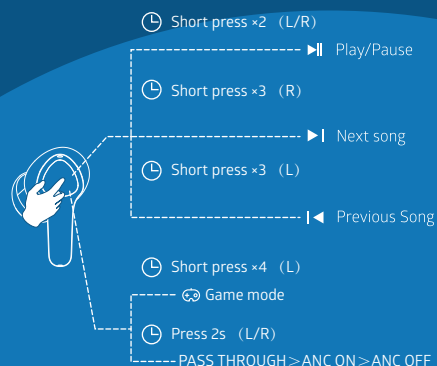
VOXICON VXFA-NC300



Answer/Hang Up/Reject/Voice Assistant(Siri)



Music control



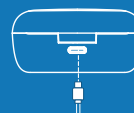
Charge Battery



Charge the earbuds



White light is on (charging)
White light is off (fully charged)



Charge the box

1.5h



Note:
4 LEDs = 76 - 100% of the battery
3 LEDs = 51- 75% of the battery,
2 LEDs = 26 - 50% of the battery,
1LED = 1- 25% of the battery.

Warning

The earbuds can only be charged with a 5V charger. Using a more powerful charger, may cause overheating.

Please fully charge before usage and ensure that it is charged at least every 3 months.

